



Shri Vile Parle Kelavani Mandal's  
**DWARKADAS J. SANGHVI COLLEGE OF ENGINEERING**  
(Autonomous College Affiliated to the University of Mumbai)  
NAAC Accredited with "A" Grade (CGPA : 3.18)



Shri Vile Parle Kelavani Mandal's

**Dwarkadas J. Sanghvi College of Engineering**

*(Autonomous College Affiliated to the University of Mumbai)*

Scheme and detailed syllabus

**Second Year B. Tech**

in

**Computer Science and Engineering**

**(IoT and Cyber Security with Block Chain  
Technology)**

**(Semester IV)**

Prepared by: - Board of Studies in Computer Science and Engineering (IoT  
and Cyber Security with Block Chain Technology)

*With effect from the Academic Year: 2024-2025*



**Scheme for Second Year Undergraduate Program in Computer Science and Engineering (IoT and Cyber Security with Block Chain Technology) : Semester IV (Autonomous) Academic Year (2024-2025)**

Sr. No.	Course Code	Course	Teaching Scheme				Semester End Examination (A)					Continuous Assessment (B)					Aggregate (A+B)	Credits	
			Theory (hrs.)	Practical (hrs.)	Tutorial (hrs.)	Duration	Theory	Oral	Pract	Oral & Pract	SEE Total	Term Test 1 (TT1) - a	Term Test 2 (TT2) - b	Assg/CP/GD/ Presentation/ Quiz - c	Total (a+b+c)	Term work			CA Total
1	DJS23BCPC401	Probability and Statistical Inference	2	--	--	2	60	--	--	--	60	15	15	10	40	--	40	100	2
	DJS23BTPC401	Probability and Statistical Inference Tutorial	--	--	1	--	--	--	--	--	--	--	--	--	25	25	25	25	1
2	DJS23BCPC402	Design and Analysis of Algorithms	2	--	--	2	60	--	--	--	60	15	15	10	40	--	40	100	2
	DJS23BLPC402	Design and Analysis of Algorithms Laboratory	--	2	--	2	--	--	--	25	25	--	--	--	25	25	50	1	
3	DJS23BCPC403	Computer Networks	2	--	--	2	60	--	--	--	60	15	15	10	40	--	40	100	2
	DJS23BLPC403	Computer Networks Laboratory	--	2	--	2	--	25	--	--	25	--	--	--	25	25	50	1	
4	DJS23BLPC404	Python programming Laboratory	--	2	--	2	--	--	--	25	25	--	--	--	25	25	50	1	
5	DJS23BCMD401	Theoretical Computer Science	2	--	--	2	60	--	--	--	60	15	15	10	40	--	40	100	2
	DJS23BTMD401	Theoretical Computer Science Tutorial	--	--	1	--	--	--	--	--	--	--	--	--	25	25	25	25	1
6#	DJS23OCOE401	Project Management	3	--	--	2	60	--	--	--	60	15	15	10	40	--	40	100	3
	DJS23OCOE402	Cyber Security, Policies and Laws																	
	DJS23OCOE403	Advanced Operations Research																	
	DJS23OCOE404	Corporate Finance Management																	
	DJS23OCOE405	Corporate Social Responsibility																	
	DJS23OCOE406	Bioinformatics																	
	DJS23OCOE407	Human Resource Management																	
	DJS23OCOE408	Digital Marketing Management																	
DJS23OCOE409	Logistics and Supply Chain Management																		
7	DJS23I.HSX06	Design Thinking Laboratory	--	2	--	--	--	--	--	--	--	--	--	--	25	25	25	25	1
8	DJS23CHSX08	Universal Human Values	2	--	--	2	60	--	--	--	60	15	15	10	40	--	40	100	2
	DJS23HTSX08	Universal Human Values Tutorial	--	--	1	--	--	--	--	--	--	--	--	--	25	25	25	25	1
9	DJS23IPSCX02	Innovative Product Development II	--	2	--	--	--	--	--	--	--	--	--	--	25	25	25	25	1
<b>Total</b>			<b>13</b>	<b>10</b>	<b>3</b>	<b>18</b>	<b>360</b>	<b>25</b>	<b>0</b>	<b>50</b>	<b>435</b>	<b>90</b>	<b>90</b>	<b>60</b>	<b>240</b>	<b>200</b>	<b>440</b>	<b>875</b>	<b>21</b>

# Open Elective

*Shelva*  
21/01/23

**Continuous Assessment (A):**

Course	Assessment Tools	Marks	Time (hrs.)
Theory	One Term test (based on 40 % syllabus)	15 each	1
	Second Term test (next 40 % syllabus ) / presentation / assignment / course project / group discussion / any other.		As applicable
Audit course	Performance in the assignments / quiz / power point presentation / poster presentation / group project / any other tool.	10	
Laboratory	Performance in the laboratory and documentation.	--	
Tutorial	Performance in each tutorial & / assignment.	--	
Laboratory & Tutorial	Performance in the laboratory and tutorial.	--	

The final certification and acceptance of term work will be subject to satisfactory performance upon fulfilling minimum passing criteria in the term work / completion of audit course.

**Continuous Assessment (B):**

Course	Assessment Tools	Marks	Time (hrs.)
Theory / * Computer based	Written paper based on the entire syllabus.	60	2
	* Computer based assessment in the college premises.		
Oral	Questions based on the entire syllabus.	--	As applicable
Practical	Performance of the practical assigned during the examination and the output / results obtained.	--	2
Oral & Practical	Project based courses - Performance of the practical assigned during the examination and the output / results obtained. Based on the practical performed during the examination and on the entire syllabus.	--	2



<b>Program: B.Tech in Computer Science and Engineering(IoT and Cybersecurity with Block Chain Technology)</b>						<b>S.Y.B.Tech</b>		<b>Semester : IV</b>			
<b>Course : Probability and Statistical Inference</b>						<b>Course Code: DJS23BCPC401</b>					
<b>Course: Probability and Statistical Inference Tutorial</b>						<b>Course Code: DJS23BTPC401</b>					
Teaching Scheme (Hours / week)				Evaluation Scheme							
				Semester End Examination Marks (A)			Continuous Assessment Marks (B)			Total marks (A+ B)	
Lectures	Practical	Tutorial	Total Credits	Theory			Term Test 1	Term Test 2	Assign ment	Total	100
				60			15	15	10	40	
				Laboratory Examination			Term work		Total Term work	25	
2	--	1	3	Oral	Practical	Oral & Practical	Laborat ory Work	Tutorial / Mini project / presentation/ Journal			
				--	--	--	--	25	25		

**Prerequisite:**

1. Calculus
2. Descriptive Statistics
3. Basics of probability

**Course Objectives:** The Objective of course is

1. To understand random variables with their probability distributions to build a model.
2. To estimate population parameters from random samples and perform error analyses and use statistical estimation in training and evaluating AI/ML algorithms.
3. To understand and apply the basic concepts of statistical inference, confidence limits and hypothesis testing to validate AI/ML models.
4. To understand and apply the concepts of analysis of variance for feature selection and model comparison in AI/ML.

**Course Outcomes:** On completion of this course, learner will be able to:

1. . Apply the concepts of probability and distributions to some case studies.
2. Demonstrate sampling distributions and estimate statistical parameters.
3. Develop hypothesis based on data and perform testing using various statistical techniques.
4. Perform analysis of variance on data.

4

*[Handwritten signature]*

**Detailed Syllabus:**

Unit	Description	Duration
1	<b>Random Variables and Probability Distributions</b> Concept of a Random Variable, Discrete Probability Distributions, Continuous Probability Distributions, Mathematical Expectation, Statistical Independence. Discrete Probability Distributions: Binomial Distribution, Poisson distribution. Continuous Probability Distributions: Normal Distribution, Areas under the Normal Curve, Applications of the Normal Distribution, Normal Approximation to the Binomial. Application of probability distributions in predicting outcomes (e.g., classification probabilities).	8
2	<b>Sampling distribution</b> Random Sampling, Sampling Distributions, Sampling Distribution of Means and the Central limit theorem, population distribution, Z - distribution, Student's t-distribution, F-Distribution, Chi-square distribution, Chi-square test for feature independence in machine learning datasets. Statistical Estimation Theory: Characteristics of estimators, consistency, unbiasedness, unbiased estimates, efficient estimates, sufficient estimators, point estimates, interval estimates, determination of sample size for estimating mean and proportions, estimates of population parameters, probable error. Confidence interval Population mean, difference between two population means, population proportion, difference between two population proportions, variance, ratio of variances of two populations. Application of confidence intervals to evaluate model performance metrics.	6
3	<b>Test of Hypothesis</b> Test of significance, null and alternative hypothesis, type I and type II error, factors affecting Type II error, probability of Type II error, power of test, p Value, critical region, level of significance. Parametric Test: Test the difference between sample proportion and population proportion, difference between two sample proportion, difference between sample mean and population mean with known $\sigma$ and unknown $\sigma$ , difference between two sample means, one tailed and two tailed tests using z-statistics and t-statistics. Test the equality of population variance using F-statistics. Non-parametric Test: Test of independence, goodness of fit using chi-square statistics. Application of hypothesis testing to validate given model assumptions.	7
4	<b>Analysis of Variance (ANOVA) for data analysis</b> Sample size calculation, one-way ANOVA, POST-HOC Analysis (Tukey's Test), randomized block design, two-way ANOVA. Use of ANOVA in feature selection and evaluating multiple machine learning models. Application of two-way ANOVA for analyzing the impact of hyperparameters and data preprocessing techniques on model performance.	5
<b>Total</b>		<b>26</b>

cy  
AD



List of Tutorials:	
Sr. No.	Suggested Tutorials
1	Random Variables and Probability Distributions <b>Scenario:</b> An e-commerce company wants to predict the delivery times of packages to improve customer satisfaction and optimize logistics.
2	Discrete Probability Distributions <b>Scenario:</b> A company receives an average of <b>10 emails per hour</b> . What is the probability of receiving <b>8 emails</b> in an hour? <b>Scenario:</b> A store records that customers buy <b>Product A (40%), Product B (30%), and Product C (30%)</b> . What is the probability that out of 5 customers: a specific number of customers will purchase each product. <b>Scenario:</b> A factory averages <b>2 defective items</b> per hour on an assembly line. What is the probability of observing <b>exactly 3 defective items</b> in an hour?
3	Continuous Probability Distributions <b>Scenario:</b> A real estate company wants to predict house prices in a neighborhood where prices are distributed around a mean value. <b>Scenario:</b> A tech company monitors the time between requests to a web server, which follows an exponential <b>Distribution</b> . <b>Scenario:</b> In NLP, distances between word embeddings are often modeled as a normal distribution. <b>Scenario:</b> When capturing images under consistent lighting conditions, pixel brightness values are uniformly distributed.
4	Central Limit Theorem <b>Scenario:</b> A company monitors the number of visitors to its website daily and wants to estimate the average number of visitors over a month. <b>Scenario:</b> You want to estimate the mean accuracy of a classification model on unseen data. <b>Scenario:</b> A company collects customer satisfaction ratings (on a scale of 1 to 5) and wants to estimate the average satisfaction level.
5	Statistical Estimation Theory <b>Scenario:</b> A retail chain wants to estimate the average amount customers spend in its stores. <b>Scenario:</b> A data scientist evaluates the accuracy of a classification model on a test dataset. <b>Scenario:</b> A public health agency wants to estimate the average blood pressure of adults in a city.
6	Confidence Interval <b>Scenario:</b> A logistics company wants to estimate the average delivery time for packages. <b>Scenario:</b> A brand monitors social media posts to estimate the average sentiment score for tweets about its product.
7	Parametric Test <b>Scenario:</b> A data scientist evaluates two machine learning models to determine if one performs significantly better than the other. <b>Scenario:</b> A retailer wants to evaluate whether a new marketing campaign increased average weekly sales. <b>Scenario:</b> A data scientist compares the average training time of two machine learning models to decide which one is more efficient.
8	Non-parametric Test <b>Scenario:</b> A recommendation algorithm's feature engineering is tested to see if adding a new feature improves recommendations for users, but the feature scores are not normally distributed. <b>Scenario:</b> A company measures the sentiment of posts on social media, but the sentiment score distribution is not normal, and outliers are present.

4



	<p><b>Scenario:</b> A researcher wants to compare multiple machine learning algorithms on a dataset where model performance scores (e.g., precision, recall) are not normally distributed.</p>
9	<p>One way ANOVA, POST-HOC Analysis (Tukey's Test)</p> <p><b>Scenario:</b> A data scientist compares the predictive accuracy of three machine learning algorithms (A, B and C) on the same dataset</p> <p><b>Scenario:</b> A machine learning practitioner compares how different algorithms perform on different types of data, such as categorical vs. numerical.</p> <p><b>Scenario:</b> A data scientist evaluates how different features affect the performance of multiple models</p>
10	<p>Two-way ANOVA</p> <p><b>Scenario:</b> A data scientist evaluates the performance of machine learning algorithms across different types of data (e.g., structured vs. unstructured) and varying hyperparameters (e.g., regularization strength).</p> <p><b>Scenario:</b> A company runs an A/B test where different marketing campaigns (e.g., email vs. social media) are tested across various customer segments (e.g., new vs. returning customers).</p> <p><b>Scenario:</b> A data scientist evaluates how various data preprocessing methods (e.g., scaling, imputation) influence the performance of multiple machine learning models (e.g., decision trees, logistic regression).</p> <p><b>Scenario:</b> A company tests if employee performance (e.g., sales, productivity) is influenced by the department they work in (e.g., Sales, Marketing, Customer Support) and their experience level (e.g., junior, mid-level, senior).</p>

Any other tutorial based on syllabus may be included, which would help the learner to understand topic/concept.

#### Books Recommended:

##### Text books:

1. Statistical Methods, S. P. Gupta, Sultan Chand, 2021, 46<sup>th</sup> revised edition.
2. Probability - Statistics and Random Processes by T. Veerarajan, McGraw Hill Education, 3rd edition, 2017.
3. Think Stats: Probability and Statistics for Programmers, Allen B. Downey, Green Tea Press, 2011.
4. Testing Statistical Hypotheses, E. L. Lehmann, Joseph P. Romano, Springer, 2008, third edition.
5. An Introduction to Statistics with Python, Thomas Hasalwanter, Springer, 2016.

##### Reference Books:

1. Fundamentals of mathematical statistics, S. C. Gupta, V. K. Kapoor, Sultan Chand, 2020, 12<sup>th</sup> edition.
2. Practical Statistics for data scientists 50+ Essential Concepts Using R and Python, Peter Bruce, Andrew Bruce, Peter Gedeck, Orelly, second edition, 2020.
3. Statistics, Freedman, David, Robert Pisani, Roger Pervis, W. W. Norton, 2007.
4. Introduction to Probability and Statistics for Engineers and Scientists, Sheldon M Ross, Elsevier, fifth edition, 2014.

##### Evaluation Scheme:

##### Semester End Examination (A):

Handwritten signatures in blue ink.



Shri Vile Parle Kelavani Mandal's

**DWARKADAS J. SANGHVI COLLEGE OF ENGINEERING**

(Autonomous College Affiliated to the University of Mumbai)

NAAC Accredited with "A" Grade (CGPA : 3.18)



**Theory:**

1. Question paper based on the entire syllabus total comprising of 60 marks.
2. Total duration allotted for writing the paper is 2 hrs.

**Continuous Assessment (B):**

**Theory:**

1. Term Test 1 (based on 40 % syllabus) of 15 marks for the duration of 45 min.
2. Term Test 2 (on next 40 % syllabus) of 15 marks for the duration of 45 min.
3. Assignment / course project / group discussion / presentation / quiz/ any other for 10 marks.

**Tutorial :**

Performance in each tutorial for 25 marks.

Prepared by  
20/12/2021

Prepared by

Checked by

Head of the Department

Vice Principal

Principal





<b>Program: B.Tech in Computer Science and Engineering(IoT and Cybersecurity with Block chain Technology)</b>						<b>S.Y.B.Tech</b>		<b>Semester : IV</b>			
<b>Course : Design and Analysis of Algorithms</b>						<b>Course Code: DJS23BCPC402</b>					
<b>Course: Design and Analysis of Algorithms Laboratory</b>						<b>Course Code: DJS23BLPC402</b>					
Teaching Scheme (Hours / week)				Evaluation Scheme							
				Semester End Examination Marks (A)			Continuous Assessment Marks (B)			Total marks (A+ B)	
Lectures	Practical	Tutorial	Total Credits	Theory			Term Test 1	Term Test 2	Assignm ent	Total	100
				60			15	15	10	40	
				Laboratory Examination			Term work			50	
				Oral	Practical	Oral & Practical	Laboratory Work	Tutorial / Mini project / presentation/ Assignment			Total Term work
				--	--	25	15	10		25	

**Prerequisite:**

Computer Programming, Data structure.

**Course Objectives:** The Objective of the course is

1. To provide mathematical approach for Analysis of Algorithms.
2. To solve problems using various algorithmic strategies.
3. To analyze algorithms for solving problems.

**Course Outcomes:** On successful completion of this course, student should be able to:

1. Analyze the performance of algorithms using asymptotic analysis.
2. Apply the concept of Greedy method to solve all feasible solutions of problems.
3. Find an optimal solution of problem by applying the concept of dynamic programming strategy.
4. Understand the concepts of backtracking, branch and bound to represent solution by state space tree.
5. Implement string matching techniques.

*(Handwritten signatures)*



Detailed Syllabus:		
Unit	Description	Duration
1	<b>Introduction</b> Analysis of control statements and loops, solving recurrence relations using tree, substitution, master method, analysis of quick sort and merge sort Problem Solving using divide and conquer algorithm - Max-Min problem, Strassen's Matrix Multiplication.	5
2	<b>Greedy Method:</b> Introduction, Problem solving using - fractional knapsack problem, activity selection problem, job sequencing with deadline, Graph: Minimum Spanning trees (Kruskal's algorithm (Use find and union concept, Prim's algorithm), Single source shortest path (Dijkstra's algorithm), coin change problem.	6
3	<b>Dynamic Programming:</b> Introduction, principle of optimality, Components of dynamic programming, characteristics of dynamic programming, Fibonacci problem, Coin Changing problem, 0/1 knapsack (table method), All pairs shortest paths (Floyd Warshall Algorithm), Single source shortest path (Bellman-Ford Algorithm), Matrix Chain Multiplication, Travelling salesperson problem, Longest Common Subsequence (LCS), Analysis of all Algorithms.	8
4	<b>Backtracking and Branch-and-Bound:</b> Basics of backtracking, N-queen problem, Sum of subsets, Graph coloring, Analysis of all Algorithms Branch-and-Bound: Introduction, Types of BB and its properties, Fifteen Puzzle problem.	4
5	<b>String Matching Algorithms:</b> The naive string-matching algorithm, The Rabin Karp algorithm, String matching with finite automata, The Knuth Morris Pratt algorithm.	3
<b>Total</b>		<b>26</b>

**Suggested List of Experiments:**

Sr. No.	Title of experiments
1	Implementation of Min Max algorithm.
2	Implementation of Strassen's Matrix Multiplication.
3	Implementation of Karatsuba algorithm for long integer multiplication.
4	Fractional Knapsack implementation using greedy approach.
5	Implementation of Activity selection using greedy approach.
6	Implementation of Kruskal's/ Prim's algorithm using greedy approach.
7	Implementation of job sequencing with deadline using greedy approach.
8	Implementation of other greedy algorithms eg: tree vertex split, subset cover, container loading, coin changing, optimal; merge patterns (Huffman tree).
9	Implementation of Single source shortest path (Dijkstra's algorithm).
10	Implementation of Bellman Ford algorithm using Dynamic programming.

3  
Gy



11	Implementation of Longest Common Subsequence algorithm using Dynamic programming.
12	Implementation of Travelling Salesperson problem using Dynamic programming.
13	Implementation of all pair shortest path using dynamic programming.
14	Implementation of N-queen problem using Backtracking.
15	Implementation of 15 Puzzle problem using Backtracking.
16	Implementation of Knuth Morris Pratt string matching algorithm.

Minimum 10 experiments from the above suggested list or any other tutorial based on syllabus may be included, which would help the learner to understand topic/concept.

#### Books Recommended:

#### Text books:

1. S. Sridhar, Design and Analysis of Algorithms, 1st Edition, Oxford Education, 2018.
2. Design and Analysis of Algorithms, Goodrich M T, Wiley, New Delhi, 2021.
3. Ellis Horowitz, Sartaj Sahni, S. Rajsekar. "Fundamentals of computer algorithms"  
University Press.

#### Reference Books:

1. Thomas H. Cormen, Charles E. Leiserson, Ronald L. Rivest, "Introduction to Algorithms", 4TH Edition, The MIT Press, 2022.
2. Sanjoy Dasgupta, Christos Papadimitriou, Umesh Vazirani, "Algorithms", Tata McGraw- Hill Edition. S. K. Basu, "Design Methods and Analysis of Algorithm", PHI.
3. John Kleinberg, Eva Tardos, "Algorithm Design", Pearson. 4. Michael T. Goodrich, Roberto Tamassia, "Algorithm Design", Wiley Publication.
4. Michael T. Goodrich, Roberto Tamassia, "Algorithm Design", Wiley Publication.

#### Web resources:

1. AoA: <https://aofa.cs.princeton.edu/online/>
2. DAA: <https://www.coursera.org/learn/analysis-of-algorithms>

#### Online Courses:

1. Fundamental Algorithms: Design and Analysis, Prof. Sourav Mukhopadhyay, IIT Kharagpur.  
[https://onlinecourses.nptel.ac.in/noc23\\_cs39/preview](https://onlinecourses.nptel.ac.in/noc23_cs39/preview)
2. Design and Analysis of Algorithms, Prof. Abhiram G Ranade, Prof. Ajit A Diwan, Prof. Sundar Viswanathan, IIT Bombay.  
<https://nptel.ac.in/courses/106101059>

Handwritten signatures in blue ink.



Shri Vile Parle Kelavani Mandal's

**DWARKADAS J. SANGHVI COLLEGE OF ENGINEERING**

(Autonomous College Affiliated to the University of Mumbai)

NAAC Accredited with "A" Grade (CGPA : 3.18)

3. Design and Analysis of Algorithms, IIT Madras.

<https://nptel.ac.in/courses/106106131>



**Evaluation Scheme:**

**Semester End Examination (A):**

**Theory:**

1. Question paper based on the entire syllabus total comprising of 60 marks.
2. Total duration allotted for writing the paper is 2 hrs.

**Laboratory:**

Oral & Practical examination will be based on the entire syllabus including the practical performed during laboratory sessions.

**Continuous Assessment (B):**


**Theory:**


1. Term Test 1 (based on 40 % syllabus) of 15 marks for the duration of 45 min.
2. Term Test 2 (on next 40 % syllabus) of 15 marks for the duration of 45 min.
3. Assignment / course project / group discussion / presentation / quiz/ any other for 10 marks.


**Laboratory: (Term work)**

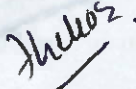
1. Term Work shall consist of at least 8 practical's based on the above list.
2. The distribution of marks for term work shall be as follows:
  - i. Laboratory work (Performance of Experiments, Write-up): 15Marks.
  - ii. Assignment/Mini Project/Case study/Presentation: 10 Marks.


The final certification and acceptance of term work will be subject to satisfactory performance of laboratory work and upon fulfilling minimum passing criteria in the term work.

  
Prepared by

  
Checked by

  
Head of the Department

  
Vice Principal

  
Principal



<b>Program: B.Tech in Computer Science and Engineering(IoT and Cybersecurity with Block chain Technology)</b>				<b>S.Y.B.Tech</b>		<b>Semester : IV</b>				
<b>Course : Computer Networks</b>				<b>Course Code: DJS23BCPC403</b>						
<b>Course: Computer Networks Laboratory</b>				<b>Course Code: DJS23BLPC403</b>						
Teaching Scheme (Hours / week)				Evaluation Scheme						
				Semester End Examination Marks (A)		Continuous Assessment Marks (B)			Total marks (A+ B)	
Lectures	Practical	Tutorial	Total Credits	Theory			Term Test 1	Term Test 2		Assignm ent
				60			15	15	10	40
				Laboratory Examination			Term work		Total Term work	50
2	2	--	3	Oral	Practical	Oral & Practical	Laborator y Work	Tutorial / Mini project / presentation/ Assignment		
				25	--	--	15	10	25	

**Prerequisite:**

Computer Fundamentals.

**Course Objectives:** The Objective of course is

1. To get familiar with contemporary issues and challenges of various protocol designs in layered architecture.
2. To assess the strengths and weaknesses of various routing protocols.
3. To explore the issues and challenges of protocols design while delving into TCP/IP protocol suite.
4. To become familiar with Wireless technologies.

**Course outcomes:** On successful completion of this course, learner will be able to:

1. Demonstrate the concepts of data communication at physical layer and compare ISO - OSI model & TCP/IP model.
2. Exemplify the working of networking protocols at data link layer.
3. Create a network design incorporating appropriate IP addressing, subnetting, and supernetting strategies.
4. Analyze working of the transport layer protocols and recognition of different Application layer protocols.
5. Explore the concepts of Wireless technologies.

Handwritten signatures in blue ink.



Detailed Syllabus:		
Unit	Description	Duration
1	<b>Introduction to Networking</b> Introduction to computer network, network application, network software and hardware components, Network topology. Reference models: Layer details of OSI, TCP/IP models. Physical Layer: Introduction to Digital Communication System: Guided Transmission Media: Twisted pair, Coaxial, Fiber optics. Unguided media: Bluetooth.	5
2	<b>Data Link Layer</b> Design Issues: Framing, Error Control: Error Detection and Correction (Hamming Code, CRC, Checksum), Flow Control: Stop and Wait, Sliding Window (Go Back N, Selective Repeat), Medium Access Control Sublayer: Channel Allocation problem, Multiple Access Protocol (Aloha, Carrier Sense Multiple Access (CSMA/CA, CSMA/CD), Wired LANS: Ethernet, Wireless LAN, Wireless sensor Network.	8
3	<b>Network Layer</b> Network Layer design issues, IPv4 Addressing (Classfull and Classless), IPv4 Protocol, Network Address Translation (NAT) Routing algorithms: Link state routing, Distance Vector Routing Protocols- ARP, ICMP <b>Congestion control algorithms</b> Open loop congestion control, Closed loop congestion control, Token & Leaky bucket algorithms.	8
4	<b>Transport Layer</b> The Transport Service, Port Addressing, Transport service primitives, Berkeley Sockets, Connection management (Handshake, Teardown), UDP, TCP, TCP Congestion Control: Slow Start Application Layer: DNS, HTTPS, SMTP, Telnet, FTP.	3
5	<b>Wireless Technologies</b> Wireless Technologies: Bluetooth: Concept of Piconet, Scatternet, Protocol Stack Connection establishment Zigbee: Components, Protocol Stack	2
<b>Total</b>		<b>26</b>

List of Laboratory Experiments:	
Sr. No.	Suggested Experiments
1	Execute and evaluate network administration commands and demonstrate their use in different network scenarios.
2	Installation & Configuration of Network Simulator (NS2) in Linux/Windows Environment.
3	Building of wired & wireless topology using NS2.
4	Write a program to implement A) Error Detection and Correction B. Framing.
5	Implement Stop and Wait protocol in NS2.

Handwritten signatures and initials in blue ink.



6	Write a program to implement Sliding Window Protocols- Selective Repeat, Go Back N.
7	Write a program to implement Congestion Control algorithms.
8	Write a program to find out class of a given IP address, subnet mask & first & last IP address of that block.
9	Implement the socket programming for client server architecture.
10	Write a program to build client-server architecture on different computers. Implement TCP-UDP scenario in NS2/NS3.
11	Install and configure Network Management/ Monitoring Tools. (e.g NMap).
12	Case study on Bluetooth and Zigbee protocol.

Any other experiment based on syllabus may be included, which would help the learner to understand topic/concept.

### Books Recommended:

#### Text books:

1. Andrew S. Tanenbaum, David J. Wetherall, - Computer Networks, Pearson Education, 6<sup>th</sup> edition 2021
2. Behrouz A. Forouzan, -Data Communications and Networking, TMH, 9<sup>th</sup> edition 2022
3. Oliver C Ibe - Fundamentals of Data Communication Networks, Wiley Publications, 2<sup>nd</sup> edition 2022.
4. James F. Kurose, Keith W. Ross, -Computer Networking, A Top-Down Approach Featuring the Internet, Pearson Education, 8<sup>th</sup> edition 2021.

#### Reference Books:

1. Behrouz A. Forouzan, Firouz Mosharrarf, Computer Networks: A Top-Down Approach, Mc Graw Hill, 2023.
2. Dhanashree K. Toradmalle, Computer Networks and Network Design, Wiley, 2020.

#### Web resources:

1. <https://www.netacad.com/courses/networking/networking-essentials>
2. <https://www.coursera.org/learn/computer-networking>
3. <https://www.edx.org/course/introduction-to-networking>

#### Online Courses: NPTEL

Computer Networks, IIT Khargpur, Prof. Sujoy Ghosh  
<https://nptel.ac.in/courses/106/105/106105081>

#### Evaluation Scheme:

#### Semester End Examination (A):

cy  
A



Shri Vile Parle Kelavani Mandal's

**DWARKADAS J. SANGHVI COLLEGE OF ENGINEERING**

(Autonomous College Affiliated to the University of Mumbai)

NAAC Accredited with "A" Grade (CGPA : 3.18)



**Theory:**

1. Question paper based on the entire syllabus total comprising of 60 marks.
2. Total duration allotted for writing the paper is 2 hrs.

**Laboratory:**

Oral examination will be based on the entire syllabus including the practical performed during laboratory sessions.

**Continuous Assessment (B):**

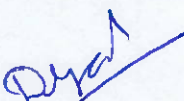
**Theory:**

1. Term Test 1 (based on 40 % syllabus) of 15 marks for the duration of 45 min.
2. Term Test 2 (on next 40 % syllabus) of 15 marks for the duration of 45 min.
3. Assignment / course project / group discussion / presentation / quiz/ any other for 10 marks.

**Laboratory: (Term work)**

1. Term Work shall consist of at least 8 practical's based on the above list.
2. The distribution of marks for term work shall be as follows:
  - i. Laboratory work (Performance of Experiments, Write-up): 15Marks
  - ii. Mini Project/Case study/Presentation: 10 Marks


The final certification and acceptance of term work will be subject to satisfactory performance of laboratory work and upon fulfilling minimum passing criteria in the term work.

  
Prepared by

  
Checked by

  
Head of the Department

  
Vice-Principal

  
Principal





<b>Program: Second Year B.Tech. in Computer Science and Engineering (IoT and Cyber Security with Blockchain Technology)</b>					<b>S.Y.B.Tech</b>			<b>Semester : IV</b>			
<b>Course: Python programming Laboratory</b>					<b>Course Code: DJS23BLPC404</b>						
<b>Teaching Scheme (Hours / week)</b>				<b>Evaluation Scheme</b>							
				<b>Semester End Examination Marks (A)</b>			<b>Continuous Assessment Marks (B)</b>			<b>Total marks (A+B)</b>	
<b>Lectures</b>	<b>Practical</b>	<b>Tutorial</b>	<b>Total Credits</b>	<b>Theory</b>			<b>Term Test 1</b>	<b>Term Test 2</b>	<b>Assignment</b>	<b>Total</b>	
				--	--	--	--	--	--	--	
				<b>Laboratory Examination</b>			<b>Term work</b>		<b>Total Term work</b>	<b>50</b>	
--	2	--	1	<b>Oral</b>	<b>Practical</b>	<b>Oral &amp; Practical</b>	<b>Laboratory Work</b>	<b>Tutorial / Mini project / presentation/ Assignment</b>			
				--	--	25	15	10	25		

**Prerequisite:**

1. Structured Programming using C
2. Object Oriented Programming Using Java

**Objectives:** The objectives of the course are:

1. To cover the foundational concepts in Python programming, including basic data types, operators, control structures, and simple functions.
2. To deepen understanding Object-Oriented Programming (OOP) in Python
3. To understand error handling and file operations in Python, including working with different file types and creating modules
4. To explore GUI application development using Tkinter and web development using Flask, along with database connectivity

**Outcomes:** On completion of this course, learner will be able to:

1. Gain a solid foundation in Python, covering basic data types, operators, control structures, and functions.
2. Enhance your understanding of OOP concepts in Python, including classes, objects, inheritance, and polymorphism.
3. Understand exception handling, file operations (reading, writing, and managing different file types), and creating modular code in Python.

*Handwritten signature*



4. Build interactive desktop applications using Tkinter, focusing on GUI design and event handling.
5. Learn to develop web applications with Flask and integrate database connectivity for dynamic, data-driven applications.

<b>Detailed Syllabus:</b>		
<b>Unit</b>	<b>Description</b>	<b>Duration</b>
1	<b>Basics of Python</b> Data types in python, Operators in python, Input and Output, Control statement, Arrays in python, String and Character inpython, Functions, List and Tuples, Dictionaries, limitations of Python.	4
2	<b>Control Statements and Functions</b> If statement, if-elif-else, Repetition using while loop, for loop, Defining a Function, Checking & Setting YourParameters, Default arguments, Variable length arguments, Defining and calling functions within a function, Layers of Functions, Lambda and Filter, Zip (), Map (), Reduce () function, recursion, Function Decorators.	4
3	<b>Object Oriented Programming</b> Creating a Class, Self-Variables, Constructors, Types of Methods, Constructors in Inheritance, Polymorphism, the super () Method, Method Resolution Order (MRO), Operator Overloading, Method Overloading & Overriding, Interfaces in Python. Exceptions Handling: Exceptions, Exception Handling, Types of Exceptions, The Except Block, The assert Statement, User Defined Exceptions.	6
4	<b>GUI Programming with Database Connectivity</b> GUI Programming Toolkits, Creating GUI Widgets with Tkinter, Creating Layouts, Form Components, Dialog Boxes. Types of Databases Used with Python, MySQL database Connectivity with Python, Performing DML operations on database. Web Development Framework: Flask -Templates, Flask Template Engine: Jinga, Flask-Jinga, Template creation, Rendering a web-based application.	4
5	<b>Introduction to Data Science Packages and Files Handling</b> Creating Modules and Packages, Documenting & Viewing Module, Basics of Testing Your Modules and Packages, Importing & exporting Modules, Random, Matplotlib, Pandas, SciPy, scikit learn Modules. Files Handling: Types of Files in Python, opening a File, closing a File, Writing Text Files, File content manipulation, working with Binary Files, Appending Text to a File, Reading Text Files, File Exceptions.	8
<b>Total</b>		<b>26</b>

cy



<b>List of Laboratory Experiments:</b>	
<b>Sr. No.</b>	<b>Suggested Experiments</b>
1	Write Python programs to understand Expressions, Variables, Basic Math operations.
2	Write a Python program to implement Basic String Operations & String Methods.
3	Write a Python program to implement functions of List, Tuples, Dictionaries.
4	Write a Python program to implement Arrays / Numpy Array (1D, 2D) applications.
5	Write Python programs to demonstrate applications of different decision making statements.
6	Write a program that uses a lambda function to sort a list of tuples by the second element and uses map(), filter(), and reduce() to process a list of numbers.
7	Write a Python program to implement Functions and Recursion.
8	Write a decorator that measures the execution time of a function and apply it to a sample function.
9	Write Python programs to implement Classes & objects, Constructors.
10	Write Python programs to implement Inheritance & Polymorphism.
11	Write a Python programs to implement Exception handling.
12	Write a Python programs to implement User-Defined Exceptions.
13	Write a Python programs to understand different File handling operations with exception handling.
14	Create a Python module that contains functions for basic mathematical operations (addition, subtraction, etc.). Import this module in another script to perform operations.
15	Write a Python program to implement data analysis using pandas.
16	Write a Python programs to understand GUI designing and database operations (Programs based on GUI designing using Tkinter, Mysql database creation & Database connectivity with DML).
17	Write a Python program to implement Web based application with Flask Framework.
18	Mini Project (A group of 3 to 4 students is required to develop an application using Python and submit report).

Minimum 12 experiments from the above suggested list or any other experiment based on syllabus will be included, which would help the learner to apply the concept learnt

**Books Recommended:**

**Text Books:**

1. Dr. R. Nageswara Rao, "Core Python Programming", 3rd Edition, Dreamtech Press, 2018.
2. E Balagurusamy, "Introduction to computing and problem-solving using Python", McGraw Hill Education, 2018.

*(Handwritten signatures)*



**Reference Books:**

1. Zed A. Shaw, "Learn Python the Hard Way", 3rd Edition, Addison-Wesley Publication, 2014.
2. Laura Cassell, Alan Gauld, "Python Projects", Wrox Publication, 2015.

**Web resources:**

1. Learn Python - Free Interactive Python Tutorial  
<https://www.learnPython.org/>
2. Python Programming Lab  
<https://Python-iitk.vlabs.ac.in/>
3. One Compiler (online compiler for Python)  
<https://onecompiler.com/Python/3whz4ka7b>

**Online Courses: NPTEL**

1. Programming in Python by Dr. Rizwan Rehman Dibrugarh University  
[https://onlinecourses.swayam2.ac.in/cec22\\_cs20/preview](https://onlinecourses.swayam2.ac.in/cec22_cs20/preview)
2. Python for Data Science by Prof. Raganathan Rengasamy IIT Madras  
[https://onlinecourses.nptel.ac.in/noc22\\_cs32/preview](https://onlinecourses.nptel.ac.in/noc22_cs32/preview)
3. The Joy of Computing using Python , by Prof. Sudarshan Iyengar IIT Ropar  
<https://nptel.ac.in/courses/106106182>

**Evaluation Scheme:**

**Semester End Examination (A):**

**Laboratory:**


Oral examination will be based on the entire syllabus including, the practical's performed during laboratory sessions.


**Continuous Assessment (B):**


**Laboratory:**

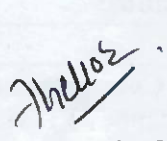
1. Term work shall consist of minimum 12 experiments.
2. The distribution of marks for term work shall be as follows:
  - i. Laboratory work (Performance of Experiments): 15 Marks
  - ii. Mini Project (Implementation and Report): 10 marks

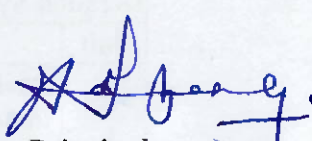
The final certification and acceptance of term work will be subject to satisfactory performance of laboratory work, and upon fulfilling minimum passing criteria in the term work.

  
Prepared by

  
Checked by

  
Head of the Department

  
Vice-Principal

  
Principal



<b>Program: B.Tech in Computer Science and Engineering(IoT and Cybersecurity with Block chain Technology)</b>				<b>S.Y.B.Tech</b>		<b>Semester : IV</b>				
<b>Course : Theoretical Computer Science</b>				<b>Course Code: DJS23BCMD401</b>						
<b>Course : Theoretical Computer Science Tutorial</b>				<b>Course Code: DJS23BTMD401</b>						
Teaching Scheme (Hours / week)				Evaluation Scheme					Total marks (A+ B)	
				Semester End Examination Marks (A)			Continuous Assessment Marks (B)			
Lectures	Practical	Tutorial	Total Credits	Theory			Term Test 1	Term Test 2	Assignment	Total
				60			15	15	10	40
2	--	1	3	Laboratory Examination			Term work		Total Term work	25
				Oral	Practical	Oral & Practical	Laboratory Work	Tutorial / Mini project / presentation / Assignment		
				--	--	--		25	25	

**Course Objectives:** The Objective of course is

1. Acquire conceptual understanding of fundamentals of grammars and languages.
2. Build concepts of theoretical design of deterministic and non-deterministic finite automata and push down automata.
3. Develop understanding of different types of Turing machines and applications.
4. Understand the concept of Undecidability.

**Course outcomes:** On successful completion of this course, learner will be able to:

1. Build a framework for representing and modeling computational processes.
2. Understand expressions to provide a formal way to describe regular languages.
3. Design Context free grammer, pushdown automata to recognize the language.
4. Develop an understanding of computation through Turing Machine.
5. Acquire fundamental understanding of decidability and undecidability.

Detailed Syllabus:		
Unit	Description	Duration
1	<b>Basic Concepts and Finite Automata</b> Importance of TCS, Alphabets, Strings, Languages, Closure properties, Finite Automata (FA) and Finite State machine (FSM). Deterministic Finite Automata (DFA) and Nondeterministic Finite Automata	7

*Handwritten signature*



	(NFA): Definitions, transition diagrams and Language recognizers, Equivalence between NFA with and without $\epsilon$ - transitions, NFA to DFA Conversion, Minimization of DFA, FSM with output: Moore and Mealy machines, Applications and limitations of FA.	
2	<b>Regular Expressions and Languages</b> Regular Expression (RE), Equivalence of RE and FA, Arden 's Theorem, RE Applications. Regular Language (RL), Closure properties of RLs, Decision properties of RLs, Pumping lemma for RLs.	4
3	<b>Grammars</b> Grammars and Chomsky hierarchy Regular Grammar (RG), Equivalence of Left and Right linear grammar, Equivalence of RG and FA. Context Free Grammars (CFG) Definition, Sentential forms, Leftmost and Rightmost derivations, Parse tree, Ambiguity, Simplification and Applications, Normal Forms: Chomsky Normal Forms (CNF) and Greibach Normal Forms (GNF).	7
4	<b>Pushdown Automata(PDA)</b> Definition, Language of PDA, PDA as generator, decider and acceptor of CFG, Deterministic PDA, Non-Deterministic PDA, Application of PDA.	3
5	<b>Turing Machine (TM) and Undecidability</b> Definition, Design of TM as generator, decider and acceptor, Variants of TM: Multitrack, Multitape, Universal TM, Applications, Power and Limitations of TMs. Decidability and Undecidability, Recursive and Recursively Enumerable Languages, Halting Problem, Post Correspondence Problem.	5
<b>Total</b>		<b>26</b>

**List of Tutorials:**

Sr. No.	Suggested Tutorials
1	Problem on Designing a DFA for Simple Languages.
2	Problem on constructing an NFA for Simple Languages.
3	Problem on Constructing an NFA without $\epsilon$ -Transitions for Simple Languages.
4	Problem on Converting Regular Expressions to Finite Automata.
5	Problem on Converting an NFA to a DFA (Subset Construction Method).
6	Problems on generating languages for given simple grammar.
7	Problems on working with PDA.
8	Problems on working with Turing Machines.
9	Problems on Designing of Universal Turing Machine.
10	Problems to practice proving undecidability for different problems.

**Books Recommended:**

**Text books:**

1. John E. Hopcroft, Rajeev Motwani, Jeffery D. Ullman, "Introduction to Automata Theory, Languages and Computation", 3rd Edition, Pearson Education, 2008.
2. Michael Sipser, "Theory of Computation", 3rd Edition, Cengage learning, 2013.

*(Handwritten signatures)*



3. Vivek Kulkarni, "Theory of Computation", Illustrated Edition, Oxford University Press, (12 April 2013) India.

**Reference Books:**

1. J. C. Martin, "Introduction to Languages and the Theory of Computation", 4th Edition, Tata McGraw Hill Publication, 2013.
2. Kavi Mahesh, "Theory of Computation: A Problem Solving Approach", Kindle Edition, Wiley-India, 2011.

**Web resources:**

1. Great Ideas in Theoretical Computer Science  
<https://ocw.mit.edu/courses/6-080-great-ideas-in-theoretical-computer-science-spring-2008/pages/lecture-notes/>

**Online Courses: NPTEL**

1. Theory of Computation  
[https://onlinecourses.nptel.ac.in/noc24\\_cs71/preview](https://onlinecourses.nptel.ac.in/noc24_cs71/preview)
2. Theory of Computation  
[https://onlinecourses.nptel.ac.in/noc24\\_cs49/preview](https://onlinecourses.nptel.ac.in/noc24_cs49/preview)

**Evaluation Scheme:**

**Semester End Examination (A):**

**Theory:**

1. Question paper based on the entire syllabus total comprising of 60 marks.
2. Total duration allotted for writing the paper is 2 hrs.

**Continuous Assessment (B):**


**Theory:**

1. Term Test 1 (based on 40 % syllabus) of 15 marks for the duration of 45 min.
2. Term Test 2 (on next 40 % syllabus) of 15 marks for the duration of 45 min.
3. Assignment / course project / group discussion / presentation / quiz/ any other for 10 marks.

**Tutorial:**

- i. Term work shall consist of minimum 8 Tutorials.
- ii. Performance in each tutorial for 25 marks.

The final certification and acceptance of term work will be subject to satisfactory performance of Tutorial work, and upon fulfilling minimum passing criteria in the term work.



Prepared by



Checked by



Head of the Department



Vice Principal



Principal



Program: Second Year (Open Elective Common for all Programs)					Semester: IV						
Course: Project Management					Course Code: DJS23OCOE401						
Teaching Scheme (Hours / week)				Evaluation Scheme							
				Semester End Examination Marks (A)			Continuous Assessment Marks (B)				Total marks (A+B)
Lectures	Practical	Tutorial	Total Credits	Theory			Term Test 1	Term Test 2	Assignment	Total	
								60			15
				Laboratory Examination			Term work			Total Term work	
				Oral	Practical	Oral & Practical	Laboratory Work	Tutorial / Mini project / presentation/ Assignment			
3	--	--	3	Oral	Practical	Oral & Practical	Laboratory Work	Tutorial / Mini project / presentation/ Assignment		--	
				--	--	--	--	--		--	

**Prerequisite:**

Basic concepts of Management.

**Course Objectives:** The Objective of course is

1. To familiarize the students with the use of a structured methodology/approach for every unique project undertaken, utilizing project management concepts, tools and techniques.
2. To appraise the students with the project management life cycle and make them knowledgeable about the various phases from project initiation through closure.

**Outcomes:** On completion of this course, learner will be able to:

1. Explain project management life cycle and the various project phases as well as the role of project manager.
2. Apply selection criteria and select an appropriate project from different options.
3. Create a work break down structure for a project and develop a schedule based on it. Manage project risk strategically.
4. Use Earned value technique and determine & predict status of the project. Capture lessons learned during project phases and document them for future reference.
5. Differentiate between traditional waterfall approach and agile scrum methodology for software development projects.

*(Handwritten signatures)*





**Detailed Syllabus:**

Unit	Description	Duration
1	<b>Project Management Foundation</b> Definition of a project, Project Vs Operations, Necessity of project management, Triple constraints, Project life cycles (typical & atypical). Project phases and stage gate process. Role of project manager, Negotiations and resolving conflicts, Introduction to project leadership, ethics in projects, Multicultural and virtual projects, Project management in various organization structures, PM knowledge areas as per Project Management Institute (PMI).	7
2	<b>Initiating Projects</b> How to get a project started, selecting project strategically, Project selection models (Numeric /Scoring Models and Non-numeric models), Project portfolio process, Project sponsor and creating charter, Effective project team, Stages of team development & growth (forming, storming, norming & performing), team dynamics.	8
3	<b>Project Planning</b> Work Breakdown structure (WBS) and linear responsibility chart, Project cost estimation and budgeting, Top down and bottoms up budgeting, Networking and Scheduling techniques, PERT, CPM. Crashing project time & Resource loading and levelling (Only Theory), Project Stakeholders and Communication plan. Risk Management in projects: Risk management planning, Risk identification and risk register, Qualitative and quantitative risk assessment, Probability, and impact matrix. Risk response strategies for positive and negative risks.	8
4	<b>Monitoring and Controlling Projects</b> Planning monitoring and controlling cycle, Information needs and reporting, engaging with all stakeholders of the projects, communication and project meetings. Earned Value Management techniques for measuring value of work completed, using milestones for measurement, change requests and scope creep, Project audit, Project Contracting: Project procurement management, contracting and outsourcing. Closing the Project: Customer acceptance, Reasons of project termination, Various types of project terminations (Extinction, Addition, Integration, Starvation), Process of project termination, completing a final report, doing a lessons learned analysis, acknowledging successes and failures.	8
5	<b>Agile project management</b> Agile principle, Agile Manifesto, Agile process framework, Characteristics of Agile Approaches and Scrum, Benefits of Agile project management, Implementing Agile project management. Agile Project Planning: Comparison of Agile Project Management with	8

Handwritten signatures in blue ink.



	Traditional Waterfall Approach, Project Planning with Scrum, Scrum Artifacts Supporting Project Planning, Scrum Events for Project Planning. Scheduling with scrum, Techniques for scrum scheduling- Poker estimation. Agile Tools for Tracking Project Progress: Task Boards, Burnup and Burndown Charts.	
<b>Total</b>		<b>39</b>

### Books Recommended:

#### Text Books:

1. Project Management: A managerial approach, Jack Meredith & Samuel Mantel, 11th Edition, Wiley India.
2. Project Management: The Managerial Process, 8th edition, Erik Larson, Clifford Gray, McGraw Hill Education.
3. Agile Project Management, Jim Highsmith, Pearson Education, Low Price Edition, India.

#### Reference Books:

1. A Guide to the Project Management Body of Knowledge (PMBOK® Guide), 7th Ed, Project Management Institute PA, USA.
2. Project Management, Gido Clements, Cengage Learning.
3. Project Management, Gopalan, Wiley India.
4. Project Management, Dennis Lock, 9th Edition, Gower Publishing England.
5. Agile Essentials You Always Wanted to Know, Kalpesh Ashar, Vibrant Publishers U.S.A.

#### Web Resources:

1. <https://www.pmi.org/>
2. <https://www.amanet.org/>
3. <https://www.apm.org.uk/>
4. <https://ipma.world/>

#### Evaluation Scheme:

#### Semester End Examination (A):

#### Theory:

1. Question paper based on the entire syllabus total comprising of 60 marks.




2. Total duration allotted for writing the paper is 2 hrs.


**Continuous Assessment (B):**

**Theory:**


1. Term Test 1 (based on 40 % syllabus) of 15 marks for the duration of 45 min.
2. Term Test 2 (on next 40 % syllabus) of 15 marks for the duration of 45 min.
3. Assignment / course project / group discussion / presentation / quiz/ any other for 10 marks.

  
Prepared by

  
Checked by

  
Head of the Department

  
Vice Principal

  
Principal



Program: Second Year (Open Elective Common for all Programs)				Semester: IV							
Course: Cyber Security, Policies and Laws				Course Code: DJS23OCOE402							
Teaching Scheme (Hours / week)				Evaluation Scheme							
				Semester End Examination Marks (A)			Continuous Assessment Marks (B)		Total marks (A+ B)		
Lectures	Practical	Tutorial	Total Credits	Theory			Term Test 1	Term Test 2		Assignment	Total
								60			15
				Laboratory Examination			Term work			Total Term work	
				Oral	Practical	Oral & Practical	Laboratory Work	Tutorial / Mini project / presentation/ Assignment			
3	--	--	3							--	
				--	--	--	--	--	--	--	

**Prerequisite:**

Fundamentals of Computers.

**Course Objectives:** The Objective of course is:

1. Familiarize with the provisions and implications of the Digital Personal and Data Protection Act, the obligations of data fiduciaries, the rights and duties of data principals, and mechanisms for resolving breaches.
2. Equip individuals and organizations with the knowledge and tools to create secure cyber ecosystems, strengthen regulatory frameworks, and develop incident response plans.
3. Understand the legal frameworks, regulatory standards, and security requirements associated with cyber law, including penalties, adjudication processes, and established cybersecurity standards.

**Outcomes:** On completion of this course, the learner will be able to:

1. Understand and describe the major types of cybercrime and navigate legal frameworks and regulations concerning digital personal and data protection.
2. Navigate legal frameworks and regulations concerning digital personal data protection, including provisions of the Indian IT Act and Digital Personal Data Protection Act (2023).
3. Implement strategies for cybersecurity outlined in the National Cyber Security Policy.
4. Apply appropriate law enforcement strategies to both, prevent and control cybercrime.

*[Handwritten signatures]*



5. Comprehend regulations and strategies pertaining to AI (Artificial Intelligence) and large language models.

<b>Detailed Syllabus:</b>		
<b>Unit</b>	<b>Description</b>	<b>Duration</b>
1	<b>Cyber Crime:</b> Definition and Origin of the Word, Cyber Crime and Information Security, who are Cyber Criminals, Classification of Cybercrimes, E-mail Spoofing, Spamming, Cyber Defamation, Internet Time Theft, Salami Attack, Salami technique Data Diddling, Forgery, Newsgroup Spam, Online Frauds, Pornographic Offenders, Email Bombing, Password Sniffing, Credit Card Frauds.	8
2	<b>Cyber Offenses:</b> How Criminals plan them, Categories of Cyber Crimes, How Criminal Plans the Attack: Active Attacks, Passive Attacks, Social Engineering, Classification of Social Engineering, Cyber Stalking: types of Stalkers, Cyber Cafe and Cyber Crimes, Botnets, Attack Vectors, Cyber Crime and Cloud Computing.	8
3	<b>Indian IT Act</b> Cyber Crime and Criminal Justice, Penalties, Adjudication and Appeals Under the IT Act, 2000, IT Act. 2008 and its Amendments Security aspect in Cyber-Law, The Contract Aspects in Cyber Law, The Security Aspect of Cyber Law, Security Standards: SOX, GLBA, HIPAA, NIST Cyber Security Framework (CSF).	8
4	<b>India's Digital Personal and Data Protection Act (2023)</b> Preliminary, Obligations of Data Fiduciary, Rights and Duties of Data Principal, Special Provisions, Data Protection Board of India, Powers, Functions and Procedure to Be Followed by Board, Appeal and Alternate Dispute Resolution, Penalties and Adjudication.	7
5	<b>India's AI Regulation and Strategy</b> Privacy, Security and Artificial Intelligence, Differential Privacy, Security in AI. National Artificial Intelligence Strategy, Principles for Responsible AI, Information Technology (Intermediary Guidelines and Digital Media Ethics Code-2021), Draft National Data Governance Framework Policy (NDGFP), Rules against Deepfakes, Due diligence advisory for AI, AI regulations framework (June 2024).	8
<b>Total</b>		<b>39</b>

**Books Recommended:**

**Text Books:**

1. Cyber Security: Understanding Cyber Crimes, Computer Forensics and Legal

97



Perspectives by Nina Godbole, Sunit Belapur, Wiley-2011.

2. Understanding Cybersecurity Management in Decentralized Finance: Challenges, Strategies, and Trends by Gurdip Kaur, Springer-2023.

**Reference Books:**

1. The Information Technology Act, 2000; Bare Act- Professional Book Publishers, New Delhi.
2. Izzat Alsmadi, The NICE Cyber Security Framework: Cyber Security Intelligence and Analytics, Springer-2023.

**Web Resources:**

1. Digital Personal Data Protection Act 2023.pdf (meity.gov.in)
2. National Cyber Security Policy (draft v1 (meity.gov.in)
3. CISO\_Roles\_Responsibilities.pdf
4. Standards (bis.gov.in)
5. AI, Machine Learning & Big Data Laws & Regulations, India (globallegalinsights.com)

**Evaluation Scheme:**

**Semester End Examination (A):**

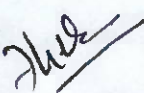
**Theory:**

1. Question paper based on the entire syllabus total comprising of 60 marks.
2. Total duration allotted for writing the paper is 2 hrs.


**Continuous Assessment (B):**


**Theory:**


1. Term Test 1 (based on 40 % syllabus) of 15 marks for the duration of 45 min.
2. Term Test 2 (on next 40 % syllabus) of 15 marks for the duration of 45 min.
3. Assignment / course project / group discussion / presentation / quiz/ any other for 10 marks.

  
Prepared by

  
Checked by

  
Head of the Department

  
Vice Principal

  
Principal



Program: Second Year (Open Elective Common for all Programs)				Semester: IV							
Course: Advanced Operations Research				Course Code: DJS23OCOE403							
Teaching Scheme (Hours / week)				Evaluation Scheme							
				Semester End Examination Marks (A)			Continuous Assessment Marks (B)			Total marks (A+ B)	
Lectures	Practical	Tutorial	Total Credits	Theory			Term Test 1	Term Test 2	Assignment		Total
				60			15	15	10	40	
				Laboratory Examination			Term work			Total Term work	
				Oral	Practical	Oral & Practical	Laboratory Work	Tutorial / Mini project / presentation/ Assignment			--
				--	--	--	--	--			

**Prerequisite:**

1. Operation Research
2. Mathematics (Calculus)

**Course Objectives:** The Objective of course is

1. To develop an ability to analyse the structure and mathematical model of various complex system occurring in manufacturing system, service system, and business applications.
2. To develop knowledge of the mathematical structure of linear and nonlinear optimization models.
3. To develop an understanding of the techniques used to solve linear and nonlinear optimization models using their mathematical structure.
4. To develop an understanding of the use of modelling languages for expressing and solving optimization models.

**Outcomes:** On completion of this course, learner will be able to:

1. Apply Duality theory to solve linear programming problem and analyse optimum solution.
2. Construct linear integer programming models and apply the O.R. algorithms and techniques to solve linear integer programming problems.
3. Determine best satisfying solution under a varying quantity of resources and priorities of the goals.
4. Set up decision models and solve nonlinear programming- unconstrained optimization problems.

*Handwritten signatures and initials in blue ink.*



5. Set up decision models and solve nonlinear programming- constrained optimization problems.

<b>Detailed Syllabus:</b>		
<b>Unit</b>	<b>Description</b>	<b>Duration</b>
1	<b>Dual Linear Programs</b> Primal, dual, and duality theory - The dual simplex method -The primal-dual Algorithm-Duality applications. Post optimization problems: Sensitivity analysis	6
2	<b>Integer Programming</b> Pure and mixed integer programming problems, Solution of Integer programming problems – Gomory's all integer cutting plane method and mixed integer method, branch and bound method, Zero-one programming.	6
3	<b>Goal Programming</b> Concept of Goal Programming, GP model formulations, Graphical method of GP, The simplex method of GP, Application areas of GP.	5
4	<b>Nonlinear Programming- Unconstrained optimization</b> Minimization and maximization of convex functions- Local & Global optimum- Convergence-Speed of convergence.one-dimensional unconstrained optimization – Newton's method – Golden-section search method, multidimensional unconstrained optimization –Gradient method – steepest ascent (descent) method – Newton's method	11
5	<b>Nonlinear Programming- Constrained optimization</b> Constrained optimization with equality and inequality constraints. Constrained optimization: Lagrangian method - Sufficiency conditions - Kuhn-Tucker optimality conditions Rate of convergence - Engineering Applications Quadratic programming problems-convex programming Problems.	11
<b>Total</b>		<b>39</b>

#### **Books Recommended:**

#### **Text Books:**

1. Operations Research, Gupta, P. K. and Hira, D. S., S. Chand Publications, 2014.
2. Operations research: Principles and applications, Srinivasan, G., Prentice Hall of India, 2007.
3. Non-Linear Programming-A Basic Introduction, Nita H. Shah, Poonam Prakash Mishra, CRC Press, 2020.

#### **Reference Books:**

1. Introduction to Operations Research, Frederick S. Hillier & Gerald J. Lieberman,





McGraw-Hill: Boston MA; 8th. (International) Edition, 2005.

2. Operations Research – Principle and Practice Ravindran, Philips and Soleberg, Second Edition, John Wiley, and sons, 2007.
3. Operations Research - An Introduction: Taha, H. A., Pearson Education, 2022.
4. Operations Research: models and methods, Paul A. Jensen, Jonathan F. Bard, Wiley Publications, 2003
5. Optimization Techniques in Operation Research, C. B Gupta, I.K. International Publishing House Pvt. Limited, 2008.

**Web Resources:**

1. <https://www.informs.org/>
2. <https://www.optimization-online.org/>
3. <https://neos-server.org/neos/>
4. <https://www.orms-today.org/>

**Evaluation Scheme:**

**Semester End Examination (A):**

**Theory:**

1. Question paper based on the entire syllabus total comprising of 60 marks.
2. Total duration allotted for writing the paper is 2 hrs.

**Continuous Assessment (B):**

**Theory:**

1. Term Test 1 (based on 40 % syllabus) of 15 marks for the duration of 45 min.
2. Term Test 2 (on next 40 % syllabus) of 15 marks for the duration of 45 min.
3. Assignment / course project / group discussion /presentation / quiz/ any other for 10 marks.

Prepared by

Checked by

Head of the Department

Vice Principal

Principal



Program: Second Year (Open Elective Common for all Programs)				Semester: IV							
Course: Corporate Finance Management				Course Code: DJS23OCOE404							
Teaching Scheme (Hours / week)				Evaluation Scheme					Total marks (A+ B)		
				Semester End Examination Marks (A)			Continuous Assessment Marks (B)				
Lectures	Practical	Tutorial	Total Credits	Theory			Term Test 1	Term Test 2	Assignment	Total	100
				60			15	15	10	40	
				Laboratory Examination			Term work		Total Term work	--	
				Oral	Practical	Oral & Practical	Laboratory Work	Tutorial / Mini project / presentation/ Assignment			
3	--	--	3	--	--	--	--	--	--	--	

**Course Objectives:** The Objective of course is

1. Overview of Indian financial system, instruments and market.
2. Basic concepts of value of money, returns and risks, corporate finance, working capital and its management.
3. Knowledge about sources of finance, capital structure, dividend policy.

**Outcomes:** On completion of this course, learner will be able to:

1. Understand Indian finance system.
2. Apply concepts of time value money and risk returns to product, services and business.
3. Understand corporate finance and working capital management.
4. Take Investment and finance decisions.
5. Take dividend decisions.

*(Handwritten signatures)*



Detailed Syllabus:		
Unit	Description	Duration
1	<b>Overview of Indian Financial System</b> Characteristics, Components and Functions of Financial System. Financial Instruments: Meaning, Characteristics and Classification of Basic Financial Instruments — Equity Shares, Preference Shares, Bonds-Debentures, Certificates of Deposit, and Treasury Bills. Financial Markets: Meaning, Characteristics and Classification of Financial Markets — Capital Market, Money Market and Foreign Currency Market. Financial Institutions: Meaning, Characteristics and Classification of Financial Institutions — Commercial Banks, Investment-Merchant Banks and Stock Exchanges.	8
2	<b>Concepts of Returns and Risks</b> Measurement of Historical Returns and Expected Returns of a Single Security and a Two-security Portfolio; Measurement of Historical Risk and Expected Risk of a Single Security and a Two-security Portfolio. Time Value of Money: Future Value of a Lump Sum, Ordinary Annuity, and Annuity Due, Present Value of a Lump Sum, Ordinary Annuity, and Annuity Due. Continuous Compounding and Continuous Discounting.	8
3	<b>Overview of Corporate Finance</b> Objectives of Corporate Finance; Functions of Corporate Finance—investment Decision, Financing Decision, and Dividend Decision. Working Capital Management: Concepts of Meaning Working Capital; Importance of Working Capital Management; Factors Affecting an Entity's Working Capital Needs; Estimation of Working Capital Requirements; Management of Inventories; Management of Receivables; and Management of Cash and Marketable Securities.	7
4	<b>Capital Budgeting</b> Meaning and Importance of Capital Budgeting; Inputs for Capital Budgeting Decisions; Investment Appraisal Criterion—Accounting Rate of Return, Payback Period, Discounted Payback Period, Net Present Value (NPV), Profitability Index, Internal Rate of Return (IRR), and Modified Internal Rate of Return (MIRR).	8
5	<b>Capital Structure</b> Factors Affecting an Entity's Capital Structure; Overview of Capital Structure Theories and Approaches — Net Income Approach, Net Operating Income Approach; Traditional Approach, and Modigliani-Miller Approach. Relation between Capital Structure and Corporate	8

97



Value; Concept of Optimal Capital Structure. Dividend Policy: Meaning and Importance of Dividend Policy; Factors Affecting an Entity's Dividend Decision; Overview of Dividend Policy Theories and Approaches-Gordon's Approach, Walter's Approach, and Modigliani-Miller Approach	
<b>Total</b>	<b>39</b>

**Books Recommended:**

**Textbooks:**

1. Financial Management, Theory & Practice 8th Edition (2011), by Prasanna Chandra: Tata McGraw Hill Education Private Limited, New Delhi.
2. Indian Financial System, 9th Edition (2015) by M. Y. Khan; Publisher: McGraw Hill Education, New Delhi.
3. Financial Management, 11th Edition (2015) by I. M. Pandey; Publisher: S. Chand (G/L) & Company Limited, New Delhi.

**Reference Books:**

1. Fundamentals of Financial Management, 13th Edition (2015) by Eugene F. Brigham and Joel F. Houston; Publisher: Cengage Publications, New Delhi.
2. Analysis for Financial Management, 10th Edition (2013) by Robert C. Higgins; Publishers: McGraw Hill Education, New Delhi.

**Web Resources:**

1. <https://testbook.com/ugc-net-commerce/indian-financial-system>
2. <https://corporatefinanceinstitute.com/resources/career-map/sell-side/risk-management/risk-and-return-in-financial-management>
3. <https://www.investopedia.com/terms/c/capitalbudgeting.asp#:~:text=Capital%20budgeting%20is%20a%20process,approved%20or%20rejected%20by%20management>
4. <https://study.com/academy/lesson/what-is-capital-structure-theory-definition-overview.html#:~:text=The%20capital%20structure%20theory%20known,deduct%20interest%20and%20lower%20taxes>

**Evaluation Scheme:**

**Semester End Examination (A):**

**Theory:**

1. Question paper based on the entire syllabus total comprising of 60 marks.

*Handwritten signatures*



2. Total duration allotted for writing the paper is 2 hrs.

**Continuous Assessment (B):**

**Theory:**

1. Term Test 1 (based on 40 % syllabus) of 15 marks for the duration of 45 min.
2. Term Test 2 (on next 40 % syllabus) of 15 marks for the duration of 45 min.
3. Assignment / course project / group discussion / presentation / quiz/ any other for 10 marks.

Prepared by

Checked by

Head of the Department

Vice Principal

Principal

*[Handwritten signatures in blue ink above the labels]*



Program: Second Year (Open Elective Common for all Programs)				Semester: IV							
Course: Corporate Social Responsibility				Course Code: DJS23OCOE405							
Teaching Scheme (Hours / week)				Evaluation Scheme					Total marks (A+ B)		
				Semester End Examination Marks (A)			Continuous Assessment Marks (B)				
Lectures	Practical	Tutorial	Total Credits	Theory			Term Test 1	Term Test 2	Assignment	Total	
								60			15
				Laboratory Examination			Term work			Total Term work	
				Oral	Practical	Oral & Practical	Laboratory Work	Tutorial / Mini project / presentation/ Assignment			
3	--	--	3	--	--	--	--	--	--	--	

**Course Objectives:** The Objective of course is

1. To make students understand the concept, theories and application of CSR for the Development of the Society.
2. To analyse and apply ethical frameworks such as Utilitarianism, Deontology, and Virtue Ethics, guiding responsible decision-making in corporate governance, supply chains, and other CSR applications.
3. To examine CSR legislation, trends, and corporate initiatives within India and globally, with a focus on Section 135 of the Companies Act 2013, Schedule VII, and Public-Private Partnerships, enhancing student understanding of regulatory and strategic CSR drivers.

**Outcomes:** On completion of this course, the learner will be able to:

1. Upon completion of this course, students will be able to analyse and critique the ethical dimensions of Corporate Social Responsibility initiatives, demonstrating a comprehensive understanding of CSR principles and their ethical underpinnings.
2. Upon completion of this course, students will demonstrate an understanding of the legislative frameworks shaping Corporate Social Responsibility both in India and globally, alongside recognizing the key drivers fostering CSR practices within the Indian context.
3. Upon completion of this course, students will be able to identify and discuss the significance of social responsibility and community engagement initiatives,

*Handwritten signatures and initials in blue ink.*



demonstrating an understanding of their impact on both businesses and society.

4. Evaluate the key drivers of CSR in India, understanding market pressures, civil society influence, and regulatory frameworks, while assessing case studies of successful CSR initiatives.
5. Design and propose CSR strategies and community engagement programs that align with sustainable development goals, emphasising corporate volunteering, stakeholder engagement, and public-private partnerships.

<b>Detailed Syllabus:</b>		
<b>Unit</b>	<b>Description</b>	<b>Duration</b>
1	<b>Introduction to Corporate Social Responsibility (CSR)</b> Understanding the concept of CSR. Historical evolution and development of CSR. Importance and benefits of CSR for businesses and society. Stakeholder theory and its relevance to CSR.	7
2	<b>Ethical Foundations of CSR</b> Ethical theories relevant to CSR (Utilitarianism, Deontology, Virtue Ethics) Ethical decision-making frameworks in business Corporate governance and ethics Ethical issues in supply chain management.	8
3	<b>CSR-Legislation in India and the World</b> Section 135 of Companies Act 2013.Scope for CSR Activities under Schedule VII, Appointment of Independent Directors on the Board, and Computation of Net Profit's Implementing Process in India.	8
4	<b>The Drivers of CSR in India</b> Market based pressure and incentives, civil society pressure, the regulatory environment in India Counter trends, Review of current trends and opportunities in CSR, Review of successful corporate initiatives and challenges of CSR. Case Studies of Major CSR Initiatives Corporate Social Responsibility and Public-Private Partnership (PPP).	8
5	<b>Social Responsibility and Community Engagement</b> Social issues and challenges in contemporary society Corporate philanthropy and community development initiatives Stakeholder engagement strategies Corporate volunteering and employee engagement programs CSR as a strategic business tool vital for sustainable development	8
<b>Total</b>		<b>39</b>

**Books Recommended:**

**Text Books:**

1. Andrew Crane, Dirk Matten, "Corporate Social Responsibility: Definition, Core Issues,

Handwritten signatures in blue ink.



Shri Vile Parle Kelavani Mandal's

**DWARKADAS J. SANGHVI COLLEGE OF ENGINEERING**

(Autonomous College Affiliated to the University of Mumbai)

NAAC Accredited with "A" Grade (CGPA : 3.18)



and Recent Developments" Oxford University Press.

2. O. C. Ferrell, John Fraedrich, Linda Ferrell, "Business Ethics: Ethical Decision Making & Cases", Cengage Learning
3. Corporate Social Responsibility in India, Sanjay K Agarwal, Sage Publications, 2008
4. Corporate Social Responsibility in India, Bidyut Chakrabarty, Routledge, New Delhi, 2015

#### Reference Books:

1. Corporate Social Responsibility: An Ethical Approach, Mark S. Schwartz, Broadview Press, 2011
2. Attaining Sustainable Growth through Corporate Social Responsibility, George Pohle and Jeff Hittner, IBA Global Business Services, 2008
3. Strategic Corporate Social Responsibility: Stakeholders in a Global Environment, William B. Werther Jr. and David Chandler, 2nd Edition, Sage Publications, 2011.

#### Web References:

1. Business Roundtable on CSR: <https://www.businessroundtable.org/>
2. World Business Council for Sustainable Development: <https://www.wbcsd.org>
3. UN Global Compact on CSR: <https://www.unglobalcompact.org/>
4. Ministry of Corporate Affairs, India CSR Policy  
<https://www.csr.gov.in/content/csr/global/master/home/aboutcsr/about-csr.html>
5. Harvard Business Review on CSR and Business Strategy: <https://hbr.org/>

#### Online Courses: NPTEL

1. NPTEL: Corporate social responsibility By Prof. Aradhna Malik  
<https://archive.nptel.ac.in/noc/courses/noc17/SEM2/noc17-mg20/>

#### Evaluation Scheme:

##### Semester End Examination (A):


Theory:

1. Question paper based on the entire syllabus total comprising of 60 marks.
2. Total duration allotted for writing the paper is 2 hrs.

##### Continuous Assessment (B):

Theory:

1. Term Test 1 (based on 40 % syllabus) of 15 marks for the duration of 45 min.
2. Term Test 2 (on next 40 % syllabus) of 15 marks for the duration of 45 min.
3. Assignment / course project / group discussion / presentation / quiz/ any other for 10 marks.

  
Prepared by

  
Checked by

  
Head of the Department

  
Vice Principal

  
Principal





Program: Second Year (Open Elective Common for all Programs)					Semester: IV						
Course: Bioinformatics					Course Code: DJS23OCOE406						
Teaching Scheme (Hours / week)				Evaluation Scheme							
				Semester End Examination Marks (A)			Continuous Assessment Marks (B)				Total marks (A+ B)
Lectures	Practical	Tutorial	Total Credits	Theory			Term Test 1	Term Test 2	Assignment	Total	
								60			15
				Laboratory Examination			Term work			Total Term work	
				Oral	Practical	Oral & Practical	Laboratory Work	Tutorial / Mini project / presentation/ Assignment			
3	--	--	3	--	--	--	--	--	--	--	

**Course Objectives:** The Objective of course is

1. To provide an overview of bioinformatics and its significance in modern biological research.
2. To enable students to apply bioinformatics methods in practical scenarios for biological data analysis and interpretation.

**Course Outcomes:** On completion of the course, learner will be able to:

1. Understand the structure and function of cells, organelles, and biomolecules.
2. Understand the types of data stored in bioinformatics databases and their relevance to biological research.
3. Explore genomic databases and understand the structure and content of protein databases.
4. Understand system biology concepts and molecular evolution.
5. Apply knowledge of cellular and molecular biology concepts to analyze a biological problem.

*(Handwritten signature)*



<b>Detailed Syllabus:</b>		
<b>Unit</b>	<b>Description</b>	<b>Duration</b>
1	<b>Foundations of Molecular and Cellular Biology</b> Introduction to molecular biology: DNA, RNA, proteins, and their roles in cellular processes Cell structure and function: Organelles, membrane structure, and cellular transport Cell cycle regulation: phases of the cell cycle, checkpoints, and cell cycle control mechanisms.	8
2	<b>Genetics and Genomics</b> Mendelian genetics: Inheritance patterns, Punnett squares, and genetic crosses Chromosome structure and organization: karyotyping, gene mapping, and genetic linkage Introduction to genomics: genome structure, organization, and variation Techniques in molecular genetics: PCR, DNA sequencing, and gene cloning.	8
3	<b>Genomic and Protein Databases</b> Types of genomic databases such as GenBank, Ensemble, and UCSC Genome Browser, Understand the structure and content of protein databases such as UniProt and Protein Data Bank (PDB), Searching, Retrieving, and Analyzing Genomic and Protein data from online databases.	8
4	<b>Systems Biology</b> Introduction to Systems Biology: Modeling biological systems and network analysis, Bioinformatics tools for systems biology and modeling complex biological processes. Principles of molecular evolution: Mutation, Selection, and genetic drift. Phylogenetic analysis: Tree construction, sequence alignment, and molecular clock.	8
5	<b>Applications and Case Studies</b> Applications of Bioinformatics in Medicine, Agriculture, and Biotechnology, Case Studies (Integrating Cellular and Molecular Biology with Bioinformatics) and Research Examples, Ethical and Legal Issues in Bioinformatics, Future Trends and Emerging Technologies in Bioinformatics.	7
<b>Total</b>		<b>39</b>

Handwritten signatures and initials in blue ink.



**Books Recommended:**

**Textbooks:**

1. "Bioinformatics for Dummies", Jean-Michel Claverie and Cedric Notredame, For Dummies. (2019)
2. "Bioinformatics Algorithms: An Active Learning Approach" by Phillip Compeau and Pavel Pevzner, Active Learning Publishers (2019)

**Reference Books:**

1. Introduction to Bioinformatics, Arthur Lesk, Biologist & Bioinformatics Expert, 2019
2. Introduction to Biomedical Data Science, Robert Hoyt, Informatics Education, 2019
3. Python for Biologists: A Complete Programming Course for Beginners, Martin Jones, Oxford University Press, 2013
4. An Introduction to Bioinformatics Algorithms, Neil C. Jones, and Pavel A. Pevzner, MIT Press, 2004.
5. Exploring Bioinformatics: A Project-Based Approach, Caroline St. Clair, and Jonathan E. Visick, Jones & Bartlett Learning, 2014.

**Web Resources:**

1. <https://www.ncbi.nlm.nih.gov>
2. <https://blast.ncbi.nlm.nih.gov>
3. <https://www.rosettacommons.org>

**Evaluation Scheme:**

**Semester End Examination (A):**

**Theory:**

1. Question paper based on the entire syllabus total comprising of 60 marks.
2. Total duration allotted for writing the paper is 2 hrs.

**Continuous Assessment (B):**

**Theory:**

1. Term Test 1 (based on 40 % syllabus) of 15 marks for the duration of 45 min.
2. Term Test 2 (on next 40 % syllabus) of 15 marks for the duration of 45 min.
3. Assignment / course project / group discussion / presentation / quiz/ any other for 10 marks.

Prepared by

Checked by

Head of the Department

Vice Principal

Principal



Program: Second Year (Open Elective Common for all Programs)					Semester: IV						
Course: Human Resource Management					Course Code: DJS23OCOE407						
Teaching Scheme (Hours / week)				Evaluation Scheme							
				Semester End Examination Marks (A)			Continuous Assessment Marks (B)				Total marks (A+ B)
Lectures	Practical	Tutorial	Total Credits	Theory			Term Test 1	Term Test 2	Assignment	Total	
								60			15
				Laboratory Examination			Term work			Total Term work	
				Oral	Practical	Oral & Practical	Laboratory Work	Tutorial / Mini project / presentation/ Assignment			
3	--	--	3				--	--		--	
				--	--	--	--	--		--	

**Course Objectives:** The Objective of course is

1. To introduce the students with basic concepts, techniques and practices of the human resource management
2. To provide opportunity of learning Human resource management (HRM) processes, related with the functions, and challenges in the emerging perspective of today's organizations
3. To familiarize the students about the importance of the labour relations in the organization.

**Course Outcomes:** On completion of this course, learner will be able to:

1. Understand the changing environment of the HRM and the role of the HR managers.
2. Understand the recruitment process and the application of the IT.
3. Understand the importance of the training and development.
4. Understand about the pay plans, performance appraisal and compensation.
5. Understand the importance of the labour relation, the employee security and collective bargaining.

*Cy*

**Detailed Syllabus:**

Unit	Description	Duration
1	<b>Human Resource Function</b> Human Resource Philosophy – Changing environments of HRM – Strategic human resource management – Using HRM to attain competitive advantage – Trends in HRM – Organization of HR departments – Line and staff functions – Role of HR Managers.	7
2	<b>Recruitment &amp; Placement</b> Job analysis: Methods - IT and computerized skill inventory - Writing job specification - HR and the responsive organization. Recruitment and selection process: Employment planning and forecasting - Building employee commitment: Promotion from within - Sources, Developing and Using application forms - IT and recruiting on the internet. Employee Testing & selection: Selection process, basic testing concepts, types of test, work samples & simulation, selection techniques, interview, common interviewing mistakes, Designing & conducting the effective interview, small business applications, computer aided interview.	10
3	<b>Training &amp; Development</b> Orientation & Training: Orienting the employees, the training process, need analysis, Training techniques, special purpose training, Training via the internet. Developing Managers: Management Development - The responsive managers - On-the-job and off the-job Development techniques using HR to build a responsive organization. Performance appraisal: Methods - Problem and solutions - MBO approach - The appraisal interviews - Performance appraisal in practice. Managing careers: Career planning and development - Managing promotions and transfers.	8
4	<b>Compensation &amp; Managing Quality</b> Establishing Pay plans: Basics of compensation - factors determining pay rate - Current trends in compensation - Job evaluation - pricing managerial and professional jobs - Computerized job evaluation. Pay for performance and Financial incentives: Money and motivation - incentives for operations employees and executives - Organization wide incentive plans - Practices in Indian organisations. Benefits and services : Statutory benefits - non-statutory (voluntary) benefits - Insurance benefits -retirement benefits and other welfare measures to build employee commitment.	8

Handwritten signatures and initials in blue ink.



5	<b>Labour relations and employee security</b> Industrial relation and collective bargaining: Trade unions - Collective bargaining - future of trade unionism. Discipline administration - grievances handling - managing dismissals and separation. Labour Welfare: Importance & Implications of labour legislations - Employee health - Auditing HR functions, Future of HRM function.	6
<b>Total</b>		<b>39</b>

#### Books Recommended:

##### Text Books:

1. Pattanayak, Biswajeet, Human Resource Management, 6th Ed, PHI Learning Pvt. Ltd., 1 Jul 2020.
2. Gary Dessler, Human Resource Management, 16th Ed, Pearson Publications, 2020

##### Reference Books:

1. Stephen Robbins, Organizational Behavior, 16th Ed, 2013.
2. Aswathapa, Human resource management: Text & cases, 6th edition, 2011
3. C. B. Matoria and S V Gankar, Dynamics of Industrial Relations in India, 15th Ed, 2015, Himalaya Publishing, 15th edition, 2015
4. P. Subba Rao, Essentials of Human Resource management and Industrial relations, 5th Ed, 2013, Himalaya Publishing
5. Laurie Mullins, Management & Organizational Behavior, Latest Ed, 2016, Pearson Publications
6. Raymond J. Stone, Anne Cox, Mihajla Gavin, Human Resource Management, 10th Ed, John Wiley & Sons, 14 Dec 2020
7. V S P Rao, Human Resource Management, 3rd Ed, 2010, Excel publishing

##### Web Resources:

1. Case studies and best practices in HRM: <https://www.shrm.org/>
2. Strategic HRM and HR practices: <https://www.hr.com/en?t=/>
3. Handbook of HRM: <https://hrmhandbook.com/>

##### Online Courses:

1. Human Resource Development by Prof. KBL Srivastava from IIT Kharagpur  
[https://onlinecourses.nptel.ac.in/noc20\\_hs48/preview](https://onlinecourses.nptel.ac.in/noc20_hs48/preview)
3. Management of Human Resources by Dr. Nayantara Padhi from IGNOU  
[https://onlinecourses.swayam2.ac.in/nou20\\_mg02/preview](https://onlinecourses.swayam2.ac.in/nou20_mg02/preview)

##### Evaluation Scheme:

9/7



Shri Vile Parle Kelavani Mandal's

**DWARKADAS J. SANGHVI COLLEGE OF ENGINEERING**

(Autonomous College Affiliated to the University of Mumbai)

NAAC Accredited with "A" Grade (CGPA : 3.18)



**Semester End Examination (A):**

**Theory:**

1. Question paper based on the entire syllabus total comprising of 60 marks.
2. Total duration allotted for writing the paper is 2 hrs.

**Continuous Assessment (B):**

**Theory:**

1. Term Test 1 (based on 40 % syllabus) of 15 marks for the duration of 45 min.
2. Term Test 2 (on next 40 % syllabus) of 15 marks for the duration of 45 min.
3. Assignment / course project / group discussion /presentation / quiz/ any other for 10 marks.

*Meenakshi*  
Prepared by

*Meenakshi*  
Checked by

*Meenakshi*  
Head of the Department

*Meenakshi*  
Vice Principal

*Meenakshi*  
Principal



<b>Program: Second Year (Open Elective Common for all Programs)</b>						<b>Semester: IV</b>						
<b>Course: Digital Marketing Management</b>						<b>Course Code: DJS23OCOE408</b>						
<b>Teaching Scheme (Hours / week)</b>				<b>Evaluation Scheme</b>								
				<b>Semester End Examination Marks (A)</b>			<b>Continuous Assessment Marks (B)</b>				<b>Total marks (A+ B)</b>	
<b>Lectures</b>	<b>Practical</b>	<b>Tutorial</b>	<b>Total Credits</b>	<b>Theory</b>			<b>Term Test 1</b>	<b>Term Test 2</b>	<b>Assignment</b>	<b>Total</b>	<b>100</b>	
				<b>60</b>			<b>15</b>	<b>15</b>	<b>10</b>	<b>40</b>		
<b>3</b>	<b>--</b>	<b>--</b>	<b>3</b>	<b>Laboratory Examination</b>			<b>Term work</b>			<b>Total Term work</b>	<b>--</b>	
				<b>Oral</b>	<b>Practical</b>	<b>Oral &amp; Practical</b>	<b>Laboratory Work</b>	<b>Tutorial / Mini project / presentation / Assignment</b>				<b>Total Term work</b>
				<b>--</b>	<b>--</b>	<b>--</b>	<b>--</b>	<b>--</b>				<b>--</b>

**Course Objectives:** The Objective of course is

1. Explain the evolution and technology of digital marketing, including underlying frameworks.
2. Understand digital business strategy and emerging business structures.
3. Cover digital marketing planning, operations setup, and implementation of search campaigns, alongside emerging concepts like Big Data, IoT, SMB, B2B marketing, and SoLoMo.

**Course Outcomes:** On completion of this course, learner will be able to:

1. Understand the digital marketing framework & model and consumer behaviour.
2. Develop digital marketing strategy roadmap.
3. Explain the terminology and concepts for developing web-specific media plans.
4. Understand concepts related to digital campaign management and revenue generation models.
5. Get a perspective on global digital marketing technology/tools and future trends.





**Detailed Syllabus:**

Unit	Description	Duration
1	<p><b>Introduction to Digital Marketing</b> Emergence of Digital Marketing as a tool, media consumption drivers for new marketing environment, applications and benefits of digital marketing. Digital Marketing Framework Delivering enhanced customer value, market opportunity analysis and digital services development, ASCOR framework Digital Marketing Models Creation Factors impacting digital marketplace, value chain digitization, business models. The Consumer for Digital Marketing Consumer behavior on the internet, evolution of consumer behavior models, managing consumer demand, integrated marketing communications (IMC)</p>	6
2	<p><b>Digital marketing Strategy Development</b> Elements of assessment phase, macro-micro environmental analysis, marketing situation analysis. Digital Marketing Internal Assessment and Objectives Planning Analyzing present offerings mix, marketing mix, core competencies analysis and internal resource mapping. Digital presence analysis, digital marketing objectives development and review. Digital Marketing Strategy Definition Understanding digital business strategy and structures, consumer development strategy, offering mix for Digital, digital pricing models, managing promotional channels and developing the extended Ps- People, process, programs and performance. Digital marketing Strategy Roadmap Developing digital marketing strategy roadmap, the 6s digital marketing implementation strategy, marketing across the product life cycle.</p>	12
3	<p><b>Digital Marketing Planning and Setup</b> Understanding digital media planning terminology and stages, steps to creating marketing communications strategy, introduction to search marketing, display marketing, social media marketing. Digital Marketing Operations Setup Basics of lead generation and conversion marketing, website content development and management, elements of user experience, web usability and evaluation.</p>	8
4	<p><b>Digital marketing Execution</b> Basic elements of digital campaign management, search execution, display execution, social media execution, content marketing. Digital marketing Execution Elements Digital revenue generation models, managing service delivery and payments, managing digital implementation challenges like ecommerce,</p>	8

Handwritten signature and initials in blue ink.



	internal & external and consumer specific challenges.	
5	<b>Digital Business – Present and Future</b> Digital Marketing – Global Landscape, digital marketing overview – global spend, advertising spend, and technology/tools landscape. Data technologies (Big data and IOT) impacting marketing, segment based digital marketing and SoLoMo – the next level of hyperlocal marketing.	5
<b>Total</b>		<b>39</b>

### Books Recommended:

#### Text Books:

1. Fundamentals of Digital Marketing by Puneet Singh Bhatia, Pearson Education Limited, 2017
2. Digital Marketing by Seema Gupta- McGraw Hill Education, 2022

#### Reference Books:

1. Digital Marketing Excellence: Planning, Optimizing and Integrating Online Marketing by Dave Chaffey and P. R. Smith, 5<sup>th</sup> edition, Taylor & Francis, 2017
2. Digital Marketing: Strategy, Implementation and Practice- 6<sup>th</sup> edition by Dave Chaffey Fiona Ellis-Chadwick, Pearson Education Limited, 2019
3. Digital marketing by Vandana Ahuja, Oxford University Press, 2015
4. The Art of Digital Marketing by Ian Dodson, John Wiley & Sons, 2016

#### Web Resources

1. Digital marketing management case studies:  
<https://digitalmarketinginstitute.com/resources/case-studies>
2. Short case studies of various digital marketing strategies: <https://digitaldefynd.com/IQ/digital-marketing-case-studies/>

#### Online Courses:

1. Basics of Digital Marketing by Dr. Shilpa Bagdare, International Institute of Professional Studies, Devi Ahilya University Indore:  
[https://onlinecourses.swayam2.ac.in/cec24\\_mg16/preview](https://onlinecourses.swayam2.ac.in/cec24_mg16/preview)
2. Integrated Marketing Management by Prof R. Srinivasan, IISc Bangalore  
[https://onlinecourses.nptel.ac.in/noc20\\_mg04/preview](https://onlinecourses.nptel.ac.in/noc20_mg04/preview)

9/17



**Evaluation Scheme:**

**Semester End Examination (A):**

**Theory:**

1. Question paper based on the entire syllabus total comprising of 60 marks.
2. Total duration allotted for writing the paper is 2 hrs.

**Continuous Assessment (B):**

**Theory:**

1. Term Test 1 (based on 40 % syllabus) of 15 marks for the duration of 45 min.
2. Term Test 2 (on next 40 % syllabus) of 15 marks for the duration of 45 min.
3. Assignment / course project / group discussion / presentation / quiz/ any other for 10 marks.

*Mectan Gandhi*  
Prepared by

*[Signature]*  
Checked by

*[Signature]*  
Head of the Department

*[Signature]*  
Vice Principal

*[Signature]*  
Principal



Program: Second Year (Open Elective Common for all Programs)				Semester: IV							
Course Logistics and Supply Chain Management				Course Code: DJS23OCOE409							
Teaching Scheme (Hours / week)				Evaluation Scheme							
				Semester End Examination Marks (A)			Continuous Assessment Marks (B)			Total marks (A+ B)	
Lectures	Practical	Tutorial	Total Credits	Theory			Term Test 1	Term Test 2	Assignment		Total
								60			15
				Laboratory Examination			Term work			Total Term work	
				Oral	Practical	Oral & Practical	Laboratory Work	Tutorial / Mini project / presentation / Assignment			
3	--	--	3	--	--	--	--	--		--	

**Prerequisite:**

Latest trend of information technology in retail industry and logistic applications.

**Course Objectives:** The Objective of course is

1. To develop advanced strategic thinking skills in supply chain management and logistics to effectively analyse and optimize supply networks.
2. To attain proficiency in leveraging cutting-edge tools and technologies to enhance supply chain efficiency and supply chain transformation.
3. Design and implement collaborative supply chain and sourcing strategies to promote information sharing and optimize coordination.

**Course Outcomes:** On completion of this course, learner will be able to:

1. Develop a sound understanding of the important role of supply chain management in today's business environment.
2. Develop criteria and standards to achieve improved business performance by integrating and optimizing the total logistics and supply-chain process.
3. Summarize the value of focusing on information business logistics systems which drives improved accuracy and decision-making at all levels of management.
4. Become familiar with current supply chain information technology management trends.
5. Use available technologies to enhance work performance and support supply chain functions, processes, transactions, and communications.

*(Handwritten signatures)*



<b>Detailed Syllabus:</b>		
<b>Unit</b>	<b>Description</b>	<b>Hours</b>
1	<b>Introduction</b> What Is Supply Chain Management? The Development Chain, Global Optimization, Managing Uncertainty and Risk, The Complexity in Supply Chain Management, Key Issues in Supply Chain Management	5
2	<b>Network Planning</b> Introduction, Network Design- Data Collection, Data Aggregation, Transportation Rates, Mileage Estimation, Warehouse Costs, Warehouse Capacities, Potential Warehouse Locations, Service Level Requirements, Future Demand, Model and Data Validation, Solution Techniques, Key Features of a Network Configuration Supply Chain Planning; Inventory Positioning and Logistics Coordination -Strategic Safety Stock.	6
3	<b>The Value of Information</b> Introduction, The Bullwhip Effect-Quantifying the Bullwhip Effect, The Impact of Centralized Information on the Bullwhip Effect, Methods for Coping with the Bullwhip Effect, Information Sharing and Incentives, Effective Forecasts, Information for the Coordination of Systems, Locating Desired Products, Lead-Time Reduction, Information and Supply Chain Trade-Offs-Conflicting Objectives in the Supply Chain, Designing the Supply Chain for Conflicting Goals, Decreasing Marginal Value of Information.	8
4	<b>Supply Chain Integration</b> Introduction, Push, Pull, and Push-Pull Systems-Push-Based Supply Chain, Pull-Based Supply Chain, Push-Pull Supply Chain, Identifying the Appropriate Supply Chain Strategy, Implementing a Push-Pull Strategy The Impact of Lead Time Demand-Driven Strategies The Impact of the Internet on Supply Chain Strategies-what is E-Business, the Grocery Industry, the Book Industry, the Retail Industry and Impact on Transportation and Fulfillment.	8
5	<b>Information Technology and Business Process</b> Introduction, The Importance of Business Processes, Goals of Supply Chain IT, Supply Chain Management System Components, Decision-Support Systems, IT for Supply Chain Excellence, Sales and Operations Planning Integrating Supply Chain Information Technology. Implementation of ERP and Decision Support System.	6
6	<b>Technology Standards</b> Introduction, IT Standards, Information Technology Infrastructure-Interface Devices, System Architecture and Electronic Commerce. Service-Oriented Architecture (SOA)-Technology Base: IBM and Microsoft and ERP Vendor Platform: SAP and Oracle. Radio Frequency Identification (RFID)- applications, point of sale data, business benefits and supply chain efficiency.	6
<b>Total</b>		<b>39</b>

Handwritten signatures in blue ink.



**Books Recommended:**

**Text Books:**

1. Sunil Chopra, Peter Meindl "Supply Chain Management-Strategy, Planning, and Operation", Pearson Publications 2016
2. David Simchi-Levi, Philip Kaminsky, Edith Simchi-Levi, "Designing and Managing the Supply Chain-Concepts, Strategies, and Case Studies", McGraw-Hill/Irwin 2008

**Reference Books:**

1. Ian Sadler, "Logistics and Supply Chain Integration", SAGE Publications, 2007
2. Donald Waters, "Supply Chain Management - An Introduction to Logistics", Bloomsbury Publishing, 2019
3. Dimitris Folinas, "E-Logistics and E-Supply Chain Management-Applications for Evolving Business, IGI Global publications, 2013
4. Martin Christopher, "Logistics & Supply Chain Management", Pearson Education publications, 2016

**Web Resources:**

1. Operations and supply chain management  
[https://onlinecourses.nptel.ac.in/noc22\\_mg74/preview](https://onlinecourses.nptel.ac.in/noc22_mg74/preview)
2. Supply Chain Management  
[https://onlinecourses.swayam2.ac.in/cec22\\_mg22/preview](https://onlinecourses.swayam2.ac.in/cec22_mg22/preview)
3. Supply Chain Analytics  
[https://onlinecourses.nptel.ac.in/noc21\\_mg12/preview](https://onlinecourses.nptel.ac.in/noc21_mg12/preview)
4. Modelling and Analytics for Supply Chain Management  
<https://archive.nptel.ac.in/courses/110/105/110105141/>

**Evaluation Scheme:**

**Semester End Examination (A):**

**Theory:**

1. Question paper based on the entire syllabus total comprising of 60 marks.
2. Total duration allotted for writing the paper is 2 hrs.

**Continuous Assessment (B):**

**Theory:**

1. Term Test 1 (based on 40 % syllabus) of 15 marks for the duration of 45 min.
2. Term Test 2 (on next 40 % syllabus) of 15 marks for the duration of 45 min.
3. Assignment / course project / group discussion / presentation / quiz/ any other for 10 marks.

Prepared by

Checked by

Head of the Department

Vice Principal

Principal



Program: B.Tech in Computer Science and Engineering(IoT and Cybersecurity with Block chain Technology)				S.Y.B.Tech		Semester : IV					
Course : Design Thinking Laboratory				Course Code: DJS23ILHSX06							
Teaching Scheme (Hours / week)				Evaluation Scheme					Total marks (A+ B)		
				Semester End Examination Marks (A)		Continuous Assessment Marks (B)					
Lectures	Practical	Tutorial	Total Credits	Theory			Term Test 1	Term Test 2	Assign ment	Total	25
				Oral	Practical	Oral & Practical	Laboratory Work	Tutorial / Mini project / presentation/ Assignment		Total Term work	
--	2	--	1	--	--	--	15	10	25		

**Prerequisite:**

1. Basic understanding with the development life cycle of products, processes, software, or services.
2. Basic knowledge of iterative frameworks (not mandatory).

**Course Objectives:** The Objective of course is: The Objective of course is

1. To introduce students to the fundamentals, history, and importance of design thinking and its role in solving complex, real-world problems.
2. To develop students' empathy and user-research skills by teaching them how to gather insights, create personas, and map user journeys.
3. To equip students with the skills to define and reframe problem statements effectively, identifying opportunity areas and stakeholder touchpoints.
4. To foster creative ideation, prototyping, and testing skills through hands-on exercises that incorporate strategic innovation and rapid prototyping techniques.

**Course Outcomes:** On completion of this course, learner will be able to:

1. Understand and apply the design thinking process to analyze and solve real-world problems.
2. Develop the ability to empathize with users, create user personas, and design empathy and journey maps tailored to specific challenges.

*Handwritten signatures*



3. Demonstrate proficiency in defining clear and actionable problem statements that uncover areas of opportunity.
4. Generate diverse ideas using ideation techniques, such as brainstorming and SCAMPER, to approach problem-solving creatively and collaboratively.
5. Create and test prototypes, iterating based on feedback and validating solutions through digital platforms and peer review.

Detailed Syllabus:		
Unit	Description	Duration
1	<p><b>Introduction to Design Thinking and Strategic Innovation</b>            Understanding the fundamentals of design thinking.            Exploring the history and evolution of design thinking.            The importance of empathy in the design thinking process.            Conduct market &amp; industry research by observing and contextualizing various macro &amp; micro trends.</p> <p>Case Study - conduct their research on how Design Thinking helped solve some of the biggest and most critical problems of our time.</p> <p>Design Thinking for Strategic Innovation:            Types of innovations, strategic innovation.            Features of strategic innovation.            Design thinking and strategic innovation.            Practices of integrating design thinking in strategic innovation.</p>	8
2	<p><b>Empathize Phase</b>            Techniques for conducting user research and gathering insights.            Creating user personas and empathy maps.            Practicing active listening and observation skills.            To apply various empathizing techniques to the problem statement selected.            Use walk-a-mile immersion and heuristic reviews to first empathize with end users and then to build an empathy map and customer journey map.</p>	4
3	<p><b>Define Phase</b>            Defining problem statements and reframing challenges.            Tools for synthesizing research findings.            Developing a clear and actionable problem statement.            Start building from Persona map and conduct interviews/ Gemba walk to plot user's journeys from start to end.            Define the problem space using the HMW statement. Now highlight areas of opportunities in the journey map and enlist potential channels/touchpoints as well as stakeholders for proposed solution interventions.</p>	4
4	<p><b>Ideate Phase</b>            Generating creative ideas through brainstorming sessions.            Techniques for divergent and convergent thinking.            Prototyping and experimenting with ideas.            Apply suitable ideation technique to quickly generate diverse ideas that could be applied to target problem space – either partially or in full.            Brain Writing – Build on each other's ideas and constructively &amp; creatively develop better ideas using SCAMPER technique.</p>	4

97





5	<b>Prototype and Validation</b> Introduction to prototyping tools and techniques. Rapid prototyping methods. Testing prototypes with users and gathering feedback. Refining solutions based on user insights. Develop user storyboard to layout solution proposition in visual and easily explainable form. Run a quick peer validation. peer-validated the storyboard. Build an interactive digital prototype using any digital rapid prototyping platform and seek user validation.	6
<b>Total</b>		<b>26</b>

### List of Experiments:

- Below is a list of assignments/ activities/ experiments that would be carried out by students as a mini project in groups consisting of 3-4 students.
- Problem statement for these assignments/ activities/ experiments will be provided by facilitator/ instructor/ faculty to the groups/ teams/ batches within each class.
- This list of experiments will help students learn various design thinking methods and practice the corresponding tools available.

Sr. No.	Name of the Experiment
1	To conduct market and industry research and analyze case studies demonstrating the application of design thinking. (Increased understanding of how design thinking has been applied to solve critical problems in various contexts.)
2	To exercise empathizing techniques to understand the needs and pain points of a target audience.
3	Developing empathy maps and customer journey maps based on collected insights.
4	To exercise different tools and techniques (such as affinity diagrams, journey mapping, and user story mapping) for synthesizing research findings.
5	Develop user personas to represent different user archetypes and their needs concerning the problem at hand.
6	To practice the SCAMPER technique, Brainstorming, and brain-writing as a collaborative ideation technique to create multiple creative ideas/ solutions for the problem at hand.
7	Create a mind map to generate a wide range of solutions to a problem at hand.
8	To explore different prototyping tools and platforms, such as Adobe XD, Figma, Sketch, and InVision.
9	To Conduct rapid prototyping sessions to build low-fidelity / High fidelity prototypes based on the ideas generated in the Ideation phase and iterate based on feedback received.
10	Develop a plan for implementing the final solution, considering factors like scalability and feasibility.
11	Conduct usability testing to gather feedback on prototypes. Use A/B testing to compare different versions of a solution and determine which performs better.

4



*Note – A minimum of five experiments from the above-suggested list or any other assignment based on the syllabus will be included, which would help the learner to apply the concept. The mini-project is mandatory.*

### Books Recommended

#### Text books:

1. I. Mootee, "Design Thinking for Strategic Innovation: What They Can't Teach You at Business or Design School", Wiley, 2013.
2. M. Lewrick, P. Link, and L. Leifer, "The Design Thinking Playbook: Mindful Digital Transformation of Teams, Products, Services, Businesses and Ecosystems", Wiley, 2018.
3. T. Lockwood, "Design Thinking: Integrating Innovation, Customer Experience, and Brand Value", Allworth Press, 2010.
4. K. T. Ulrich and S. D. Eppinger, "Product Design and Development", McGraw-Hill Hill Education, 6<sup>th</sup> Edition, 2016.
5. C. J. Meadows and C. Parikh, "The Design Thinking Workbook: Essential Skills for Creativity and Business Growth", Emerald Publishing, 2022.

#### Reference books:

1. T. Kelley and D. Kelley, "Creative Confidence: Unleashing the Creative Potential Within Us All", HarperCollins Publisher, 2013.
2. T. Brown, "Change by Design: How Design Thinking Transforms Organizations and Inspires Innovation", HarperCollins, 2013.
3. J. Knapp, J. Zeratsky, and B. Kowitz, "Sprint: How to Solve Big Problems and Test New Ideas in Just Five Days", Simon & Schuster, 2016.
4. Chakrabarti, "Engineering Design Synthesis: Understanding, Approaches and Tools", Springer, 2002.
5. K. Otto, and K. Wood, "Product Design", Prentice Hall, 2000.

#### Web Resources:

1. Design and Innovation:
  - 1.1 <https://openstax.org/books/entrepreneurship/pages/4-suggested-resources>
2. Overview of Design Thinking:
  - 2.1 <https://www.interaction-design.org/literature/topics/design-thinking>
  - 2.2 [10 Models for Design Thinking. In 2004, business consultants Hasso... | by Libby Hoffman | Medium](#)
  - 2.3 <https://www.tcgen.com/designthinking/#What is Design Thinking and How Does it Relate to Product Development>
3. Understand, observe and define the problem:
  - 3.1 <https://www.nngroup.com/articles/empathy-mapping/>
  - 3.2 <https://uxdesign.cc/the-purpose-of-a-journey-map-and-how-can-it-galvanize-action-9a628b7ae6e>

Handwritten initials and a signature in blue ink.



4. Ideation and prototyping:

4.1 <https://www.interaction-design.org/literature/topics/prototyping>

4.2 <https://www.uxmatters.com/mt/archives/2019/01/prototyping-user-experience.php>

5. Testing and implementation:

5.1 <https://www.nngroup.com/articles/usability-testing-101/>

5.2 <https://www.interaction-design.org/literature/article/test-your-prototypes-how-to-gather-feedback-and-maximise-learning>.

6. Design thinking in various sectors:

6.1 [https://www.tutorialspoint.com/design\\_thinking/design\\_thinking\\_quick\\_guide.htm](https://www.tutorialspoint.com/design_thinking/design_thinking_quick_guide.htm)

**Online Courses: NPTEL**

1. Creative Engineering Design (<https://nptel.ac.in/courses/107108010>)
2. Understanding Creativity and Creative Writing (<https://nptel.ac.in/courses/109101017>)
3. Understanding Design Thinking & People Centred Design (<https://nptel.ac.in/courses/109104109>)
4. Design Thinking - A Primer (<https://nptel.ac.in/courses/110106124>)
5. Product Engineering and Design Thinking (<https://nptel.ac.in/courses/112105316>)

**Evaluation Scheme:**

**Continuous Assessment:**


1. Laboratory: (Term work)

Term Work shall consist of at least 5 practical's based on the above list.

2. The distribution of marks for term work shall be as follows:


- i. Laboratory work (Performance of Experiments, Write-up): 15Marks
- ii. Mini Project (Report and Presentation): 10 Marks


The final certification and acceptance of term work will be subject to satisfactory performance of laboratory work and upon fulfilling minimum passing criteria in the term work.

  
Prepared by

  
Checked by

  
Head of the Department

  
Vice Principal

  
Principal



<b>Program: B. Tech in Computer Science and Engineering (IoT and Cybersecurity with Block Chain Technology)</b>				<b>S.Y.B.Tech</b>		<b>Semester : IV</b>				
<b>Course : Universal Human Values</b>				<b>Course Code: DJS23ICHSX08</b>						
<b>Course: Universal Human Values Tutorial</b>				<b>Course Code: DJS23ITHSX08</b>						
Teaching Scheme (Hours / week)				Evaluation Scheme						
				Semester End Examination Marks (A)			Continuous Assessment Marks (B)			Total marks (A+ B)
Lectures	Practical	Tutorial	Total Credits	Theory			Term Test 1	Term Test 2	Assignm ent	
				60			15	15	10	40
				Laboratory Examination			Term work			
				Oral	Practical	Oral & Practical	Laboratory Work	Tutorial / Mini project / presentation/ Assignment	Total Term work	25
				--	--	--				

**Course Objectives:** The Objective of course is

- 1.To help students distinguish between values and skills, and understand the need, basic guidelines, content and process of value education.
- 2.To help students initiate a process of dialog within themselves to know what they 'really want to be' in their life and profession
- 3.To help students understand the meaning of happiness and prosperity for a human being.
- 4.To facilitate the students to understand harmony at all the levels of human living and live accordingly.
- 5.To facilitate the students in applying the understanding of harmony in existence in their profession and lead an ethical life.

**Outcomes:** On completion of this course, the learner will be able to:

- 1.Understand the significance of value inputs in a classroom, distinguish between values and skills, understand the need, basic guidelines, content and process of value education, explore the meaning of happiness and prosperity and do a correct appraisal of the current scenario in the society
- 2.Distinguish between the Self and the Body, understand the meaning of Harmony in the Self the Co-existence of Self and Body.
- 3.Understand the value of harmonious relationship based on trust, respect and other naturally acceptable feelings in human-human relationships and explore their role in ensuring a harmonious society.
- 4.Understand the harmony in nature and existence and work out their mutually fulfilling participation in the nature.

cy  
[Signature]



5. Distinguish between ethical and unethical practices and start working out the strategy to actualize a harmonious environment wherever they work.

Detailed Syllabus:		
Unit	Description	Duration
1	<b>Course Introduction</b> Need, Basic Guidelines, Content and Process for Value Education Understanding the need, basic guidelines, content and process for Value Education, Self-Exploration-what is it? - its content and process; 'Natural Acceptance' and Experiential Validation- as the mechanism for self-exploration, Continuous Happiness and Prosperity- A look at basic Human Aspirations, Right understanding, Relationship and Physical Facilities- the basic requirements for fulfillment of aspirations of every human being with their correct priority, Understanding Happiness and Prosperity correctly- A critical appraisal of the current scenario, Method to fulfill the above human aspirations: understanding and living in harmony at various levels	4
2	<b>Understanding Harmony in the Human Being - Harmony in Myself</b> Understanding human being as a co-existence of the sentient 'I' and the material 'Body', Understanding the needs of Self ('I') and 'Body'. Understanding the Body as an instrument of 'I' (I being the doer, seer and enjoyer), Understanding the characteristics and activities of 'I' and harmony in 'I', Understanding the harmony of I with the Body; correct appraisal of Physical needs, meaning of Prosperity in detail, Programs to ensure Self-regulation and health.	5
3	<b>Understanding Harmony in the Family and Society- Harmony in Human-Human Relationship</b> Understanding harmony in the Family- the basic unit of human interaction, understanding values in human-human relationship; meaning of Justice and program for its fulfilment. Trust and Respect as the foundational values of relationship, Understanding the meaning of Trust; Difference between intention and competence, Understanding the meaning of Respect, Difference between respect and differentiation; the other salient values in relationship, Understanding the harmony in the society (society being an extension of family). Visualizing a universal harmonious order in society- Undivided Society, Universal Order- from family to world family	9

Handwritten signature and initials in blue ink.



4	<b>Understanding Harmony in the Nature and Existence - Whole existence as Co-Existence</b> Understanding the harmony in the Nature, Interconnectedness and mutual fulfilment among the four orders of nature- recyclability and self-regulation in nature. Understanding Existence as Co-existence of mutually interacting units in all-pervasive space, Holistic perception of harmony at all levels of existence	4
5	<b>Implications of the above Holistic Understanding of Harmony on Professional Ethics</b> Natural acceptance of human values, Definitiveness of Ethical Human Conduct, Basis for Humanistic Education, Humanistic Constitution and Humanistic Universal Order, Competence in Professional Ethics: a) Ability to utilize the professional competence for augmenting universal human order, b) Ability to identify the scope and characteristics of people-friendly and eco-friendly production systems, technologies and management models, Case studies of typical holistic technologies, management models and production systems, Strategy for transition from the present state to Universal Human Order: a) At the level of individual: as socially and ecologically responsible engineers, technologists and managers, b) At the level of society: as mutually enriching institutions and organizations	4
<b>Total</b>		<b>26</b>

**Tutorials: (Term work)**

Term work shall consist of minimum 5 activities based on activities conducted. The tutorials could be conducted as per the following topics:

Activity No 1	Practice sessions to discuss natural acceptance in human being as the innate acceptance for living with responsibility (living in relationship, harmony, and co-existence) rather than as arbitrariness in choice based on liking-disliking.
Activity No 2	Practice sessions to discuss the role others have played in making material goods available to me. Identifying from one's own life. Differentiate between prosperity and accumulation. Discuss program for ensuring health vs dealing with disease.
Activity No 3	Practice sessions to reflect on relationships in family, hostel and institute as extended family, real life examples, teacher-student relationship, goal of education etc. Gratitude as a universal value in relationships. Discuss with scenarios. Elicit examples from students' lives.

Handwritten signatures in blue ink.



Shri Vile Parle Kelavani Mandal's

**DWARKADAS J. SANGHVI COLLEGE OF ENGINEERING**

(Autonomous College Affiliated to the University of Mumbai)

NAAC Accredited with "A" Grade (CGPA : 3.13)



Activity No 4	Practice sessions to discuss human being as cause of imbalance in nature (film "Home" can be used), pollution, depletion of resources and role of technology etc.
Activity No 5	Practice Exercises and Case Studies will be taken up in Practice (tutorial) Sessions e.g. To discuss the conduct as an engineer or scientist etc.

The final certification and acceptance of term work will be subject to satisfactory performance of activities and upon fulfilling minimum passing criteria in the term work.

### Books Recommended:

#### Textbooks:

1. Human Values and Professional Ethics by R. R. Gaur, R Sangal, G P Bagaria, Excel Books, New Delhi, 2010.

#### Reference Books:

1. Jeevan Vidya: Ek Parichaya, A Nagaraj, Jeevan Vidya Prakashan, Amarkantak, 1999.
2. Human Values, A.N. Tripathi, New Age Intl. Publishers, New Delhi, 2004.
3. The Story of Stuff (Book).
4. The Story of My Experiments with Truth - by Mohandas Karamchand Gandhi.
5. Small is Beautiful - E. F Schumacher. 6. Slow is Beautiful - Cecile Andrews.
6. Economy of Permanence - J C Kumarappa.
7. Bharat Mein Angreji Raj – PanditSunderlal.
8. Rediscovering India - by Dharampal.
9. Hind Swaraj or Indian Home Rule - by Mohandas K. Gandhi.
10. India Wins Freedom - Maulana Abdul Kalam Azad.
11. Vivekananda - Romain Rolland. (English)
12. Gandhi - Romain Rolland. (English)

#### Evaluation Scheme:

##### Semester End Examination (A):

##### Theory:

1. Question paper based on the entire syllabus total comprising of 60 marks.
2. Total duration allotted for writing the paper is 2 hrs.

Handwritten signature and initials.




**Continuous Assessment (B):**

**Theory:**

1. Term Test 1 (based on 40 % syllabus) of 15 marks for the duration of 45 min.
2. Term Test 2 (on next 40 % syllabus) of 15 marks for the duration of 45 min.
3. Assignment / course project / group discussion / presentation / quiz/ any other for 10 marks.

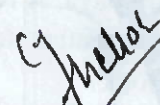
**Tutorial:**

Performance for minimum of 5 activities will be for 25 marks.

  
Prepared by

  
Checked by

  
Head of the Department

  
Vice Principal

  
Principal





Teaching Scheme (Hours / week)				Evaluation Scheme							
Lectures	Practical	Tutorial	Total Credits	Semester End Examination Marks (A)			Continuous Assessment Marks (B)			Total marks (A+ B)	
				Theory			Term Test 1	Term Test 2	Assignment		Total
				Oral	Practical	Oral & Practical	Review 1	Review 2	Total Term work		
--	2	--	1	--	--	--	25	25	25	25	

**Course Objectives:** The Objective of course is

1. To acquaint the students with the process of identifying the need (considering a societal requirement) and ensuring that a solution is found to address the same by designing and developing an innovative product.
2. To familiarize the students with the process of designing and developing a product, while they work as part of a team.
3. To acquaint the students with the process of applying basic engineering fundamentals, so as to attempt at the design and development of a successful value-added product.
4. To inculcate the basic concepts of entrepreneurship and the process of self-learning and research required to conceptualize and create a successful product.

**Course Outcomes:** On completion of this course, learner will be able to:

1. Identify the requirement for a product based on societal/research needs.
2. Apply knowledge and skills required to solve a societal need by conceptualizing a product, especially while working in a team.
3. Use standard norms of engineering concepts/practices in the design and development of an innovative product.
4. Draw proper inferences through theoretical/ experimental/simulations and analyze the impact of the proposed method of design and development of the product.
5. Demonstrate product/project management principles during the design and development work and excel in written (Technical paper preparation) as well as oral communication.

*Handwritten signatures*



### **Guidelines for the proposed product design and development:**

- Students shall form a team of 3 to 4 students (max allowed: 5-6 in extraordinary cases, subject to the approval of the department review committee and the Head of the department).
- Students should carry out a survey and identify the need, which shall be converted into conceptualization of a product, in consultation with the faculty supervisor/head of department/internal committee of faculty members.
- Students in the team shall understand the effective need for product development and accordingly select the best possible design in consultation with the faculty supervisor.
- The faculty supervisor will offer guidance and feedback to students throughout the entire duration of the activity, which spans two semesters. The primary emphasis will be on encouraging self-directed learning during this period.
- A record in the form of an activity logbook is to be prepared by each team, wherein the team can record weekly progress of work. The guide/supervisor should verify the recorded notes/comments and approve the same on a weekly basis.
- The design solution is to be validated with proper justification and the report is to be compiled in a standard format and submitted to the department.
- Efforts are to be made by the students to try and publish a technical paper, at a suitable publication (National /International), approved by the department research committee/ Head of the department.
- The focus should be on self-learning, the capability to design and innovate new products as well as on developing the ability to address societal problems. Advancement of entrepreneurial capabilities and quality development of the students through the year long course should ensure that the design and development of a product of appropriate level and quality is carried out, spread over two semesters, i.e. during the semesters III and IV.

### **Guidelines for Assessment of the work:**

- The review/ progress monitoring committee shall be constituted by the Head of the Department. The progress of design and development of the product is to be evaluated on a continuous basis, holding a minimum of two reviews in each semester.
- In the continuous assessment, the focus shall also be on each individual student's contribution to the team activity, their understanding and involvement as well as responses to the questions being raised at all points in time.

**Review/Progress monitoring committee may consider the following points during the assessment.**

The tentative rubrics that can be followed can be as follows:

#### **Review 1:**

- i. Literature Review (Algorithms, Techniques, Methodologies) / Product Review (Review of atleast 5 technical papers).
- ii. Presentation Quality
- iii. Contribution as a team member and Punctuality

*Handwritten signature*



**Review 2:**

- i. Analysis of Literature Review
- ii. Problem Statement and proposed solution
- iii. System Process Flow Diagram
- iv. Presentation Quality
- v. Contribution as a team member and Punctuality
- vi. Project Documentation

**Guidelines for Assessment of Semester Reviews:**

- The write-up should be prepared as per the guidelines given by the department.
- The design and the development of the product shall be assessed through a presentation and demonstration of the working model by the student team to a panel of Internal Examiners.

*Oral*

Prepared by

*Oral*

Checked by

*G. Thulav*

Head of the Department

*G. Thulav*

Vice Principal

*[Signature]*

Principal